


GOLF SA CLUB FORUM 2011

Handicapping & USGA Course Rating Update



Overview of presentation

- Rules and Handicapping resources available online
- Update on the Golf SA USGA Course Rating Project
- Looking ahead – The introduction and implementation of the Slope System
- Q&A

www.golfaustralia.org.au



The screenshot shows the Golf Australia website homepage. At the top left is the Golf Australia logo, a blue globe with white dots. To its right is a large banner for a promotion: "WIN A CRUISE FOR TWO" with a background image of a tropical beach. Further right is the "GOLF Link" logo and a sign-up prompt: "Sign up to our newsletter, The Link, and be in to win a Whitsunday golf cruise!". Below the banner is a navigation menu with icons for Home, About us, Partners, Industry, States, and Contact Us, along with a search bar and a "Go" button. A secondary navigation bar contains links for PLAY, NEWS, AUSTRALIAN OPENS, CHAMPIONSHIPS, HIGH PERFORMANCE, and RULES & HANDICAPPING. The main content area features a large image of a golf ball on the left with the text "Golf Australia is the national sporting organisation overseeing the future of golf in Australia." and a "Read more" button. To the right is a photo of two golfers, a man and a woman, holding trophies, with the caption "Moules and King take SA Amateur titles" and a "Read more" button with a pagination indicator "1 2 3 4 5". At the bottom, there is a "My Golf" logo, a "Feature Story" section with a small image and the text "Stieger and Dewhurst crowned Amateur champions", and a pink "eNews" sign-up button that says "Signup for free here."



Rules & Handicapping



A screenshot of the Golf Australia website. The browser address bar shows 'http://www.golfaustralia.org.au/'. The website has a blue header with the 'GolfAustralia' logo and navigation links: Home, About us, Partners, Industry, States, Contact Us. A search bar is also present. Below the header is a main navigation bar with links: PLAY, NEWS, AUSTRALIAN OPENS, CHAMPIONSHIPS, HIGH PERFORMANCE, and RULES & HANDICAPPING. A yellow arrow points to the 'RULES & HANDICAPPING' link. A dropdown menu is open under 'RULES & HANDICAPPING', listing: Handicapping & Course Rating, Rules, Equipment, Etiquette, Amateur Status, Policies & Regulatory Codes, and GA Rules & Handicapping Committees. A yellow arrow points to the 'Rules' item in the dropdown. The main content area features a large image of a golfer holding a trophy, with the text 'Moutles and King take SA Amateur titles' and a 'Read more' link. To the left, there is a section about Golf Australia's role as the national sporting organisation. At the bottom, there are sections for 'My Golf', 'Feature Story' (Stieger and Dewhurst crowned Amateur champions), and 'eNews Signup for free here.' The browser's taskbar and system tray are visible at the bottom.

Resources



The screenshot shows the Golf Australia website. At the top left is the Golf Australia logo. A banner at the top reads "WIN A CRUISE FOR TWO" with a "GOLF Link" logo and a sign-up prompt: "Sign up to our newsletter, The Link, and be in to win a Whitsunday golf cruise!". Below the banner is a navigation bar with icons for Home, About us, Partners, Industry, States, and Contact Us, along with a search box. A secondary navigation bar lists: PLAY, NEWS, AUSTRALIAN OPENS, CHAMPIONSHIPS, HIGH PERFORMANCE, and RULES & HANDICAPPING. The breadcrumb trail reads: Golf Australia > Rules & Handicapping > Handicapping & Course Rating. On the right side of the breadcrumb trail are links for "Print page" and "What is RSS?". A left-hand sidebar contains a list of links under "Handicapping & Course Rating": Australian Handicapping & Course Rating Systems, News & Communication, USGA Course Rating System Guide, Competition & Course Management Resources, Golf Link, How to get a Handicap, Golf Access, Join a Club, Register, Member Information, and Become an Access Club. Below these are links for Rules, Equipment, Etiquette, and Amateur Status. The main content area features a photograph of a golf course with a golf cart and two players. A yellow arrow points to the top left corner of the photo. Below the photo is the heading "Handicapping and Course Rating".

News & Communications



Golf Australia > Rules & Handicapping > Handicapping & Course Rating > News

Print page What is RSS?

→ **Handicapping & Course Rating**
Australian Handicapping & Course Rating Systems
News & Communication
USGA Course Rating System Guide
Competition & Course Management Resources
Golf Link
How to get a Handicap
Golf Access
→ Join a Club
→ Register
→ Member Information
→ Become an Access Club

→ Rules
→ Equipment
→ Etiquette
→ Amateur Status
→ Policies & Regulatory Codes
→ GA Rules & Handicapping Committees

News & Communication

4 APRIL 2011 ANNOUNCEMENTS

Notice of Upcoming Handicapping Updates

A communication providing news of various significant handicapping updates is scheduled for mid-April.

The timelines for the release of this communication are as follows:

- Distribute to State Associations and Golf NT – Friday 15 April.
- Distribute to all Australian clubs and posted on www.golfaustralia.org.au – Tuesday 19 April.

20 DECEMBER 2010 ANNOUNCEMENTS

View the GA Communication dated 20 December 2010:
Memo - Purpose of USGA Handicapping Visit

15 DECEMBER 2010 ANNOUNCEMENTS

View the GA Communication dated 15 December 2010:
UPDATED Q&A Document - USGA Course Rating System (Plates, Tee Markers, DIAGRAMS)

22 NOVEMBER 2010 ANNOUNCEMENTS

View the GA Communication dated 22 November 2010:
Memo - USGA to Visit Australia for Collaborative Study

1 OCTOBER 2010 ANNOUNCEMENTS




TO date ...

- March 2011 – Visit by USGA
- Notice of Upcoming handicap announcements
 - Tuesday 19 April – Memo to clubs
 - Timeline for future announcements
 - Club survey

To date

- April 2010 – First package of handicap changes (ave. 10 of last 20)
- October 2011 – Second package of handicap changes suspended
 - The mandatory use of all social scores for handicap purposes.
 - The use of the ‘most likely score’ concept to handicap four-ball and other team events.
 - The use of match play scores for handicap purposes.
 - The use of a score for handicap purposes returned by a person playing alone

Golf SA USGA Course Rating Project



- Update Timeline

Current Progress

- 154 SA Golf Courses to be rated in project
- 71 Currently Golf Courses using new USGA Scratch Rating

USGA Course Rating Process



- Final Results are sent to Golf SA to communicate to the Golf Club of their course ratings:
 - Letter
 - Notifies club of new ratings and date they become effective
 - Scorecard can be amended
 - Golf Link website updated
 - New courses use 'USGA' prefix in Golf Link

USGA Course Rating Process

- From the initial contact with the club, to the time the club member plays under the new scratch rating:
 - Three to Four Months

Project finish dates

- All 154 courses physically rated
 - Provisionally September / October 2011
 - All clubs to have received Scratch Ratings
 - November – December 2011
- WHAT'S NEXT ?

USGA Course Rating System



- A Quick Explanation

Important definitions

- The course rating is a measure of difficulty of courses for a **Scratch golfer** under normal course and weather conditions.
- **Scratch golfer**
Male hits his tee shots an average 250 yards
Female hits an average tee shot 210 yards. This includes 20 yards of roll.

Important Definitions (cont)

- **Bogey Golfer**

Important to note that the USGA Handicap System requires a second rating for the **Bogey golfer**

- A **male bogey golfer** holds a handicap between 18 – 22 and hits his tee shots 200 yards

- A **female bogey golfer** is on a handicap of 22 – 26 and hits her tee shots 150 yards

Shot Length Table



SHOT LENGTH TABLE – Men and [Women] (All Distances in Yards)					
Length of Shot		Scratch Golfer		Bogey Golfer	
		Men	[Women]	Men	[Women]
Tee Shot	Carry	230	[190]	180	[130]
	Roll	20	[20]	20	[20]
	Total	250	[210]	200	[150]
<i>Distance Covered After 1 Shot</i>		250	[210]	200	[150]
2nd Shot	Carry	200	[170]	150	[110]
	Roll	20	[20]	20	[20]
	Total	220	[190]	170	[130]
<i>Distance Covered After 2 Shots</i>		470	[400]	370	[280]
3rd Shot	Carry	200	[170]	150	[110]
	Roll	20	[20]	20	[20]
	Total	220	[190]	170	[130]
<i>Distance Covered After 3 Shots</i>		690	[590]	540	[410]

Effective Playing Length

The measured length is to be corrected to the effective playing length taking into consideration:

- Roll
- Elevation
- Dogleg / forced layups
- Prevailing Wind
- Altitude


Obstacle Factors


1. Topography
2. Fairway
3. Green Target
4. Recoverability & Rough
5. Bunkers
6. OOB / Extreme Rough
7. Water Hazards
8. Trees
9. Green Surface
10. Psychological



Virtual Holes

- A brief demonstration





FAIRWAY		
1st Landing Zone Width	34 ^L	32
2nd Landing Zone Width		
3rd Landing Zone Width		

BUNKERS		
Fairway	y	y
Bunker Fraction		

OB/EXTREME ROUGH		
Landing Zone	39	41
Green		

TREES		
Distance	28	26
Recovery	-4	-4



GREEN TARGET RATING TABLE — Men and [Women]

(Assumes Green is Generally Flat and of Average Firmness)

Scratch Golfer Shot Length (Yards)	Effective Diameter of Green (in Yards)							Bogey Golfer Shot Length (Yards)
	(7) > 36	(6) 32-36	(5) 27-31	(4) 22-26	(3) 18-21	(2) 13-17	(1) < 13	
< 60 [< 30]	2	2	2	2	2	2	2	< 30 [< 20]
60-79 [30-49]	2	2	2	3	3	4	4	30-44 [20-34]
80-99 [50-69]	2	2	3	3	4	4	4	45-59 [35-49]
100-119 [70-89]	2	2	3	4	4	4	5	60-74 [50-64]
120-139 [90-109]	2	3	4	4	4	5	6	75-89 [65-79]
140-159 [110-129]	2	3	4	4	5	6	7	90-109 [80-94]
160-179 [130-149]	3	3	4	5	6	7	7	110-129 [95-104]
180-199 [150-169]	3	4	5	5	6	7	8	130-149 [105-114]
200-219 [170-184]	3	4	5	6	7	8	9	150-164 [115-124]
220-240 [185-200]	4	5	6	7	8	8	9	165-180 [125-140]
> 240 [> 200]	4	5	6	7	8	9	10	> 180 [> 140]

The Rating


- Each Obstacle is assessed on each hole
- All of the rating values are input into a worksheet on course after consultation and agreement within the team
- Each value is then weighted according to the system
- A rating for 18 holes is determined

Courses for Ratings

As part of the USGA system, it has been suggested (where practical) that clubs have multiple courses rated:


- Blue
- White
- Red
- Additional option 1 is Black
- Additional option 2 is Yellow
- **COLOURS ARE NO LONGER GENDER SPECIFIC**

Introduction of Slope System



- All SA Golf Clubs will receive Slope Ratings
- Slope Rating will then be implemented at a National Level

Changes to occur with Slope Rating



- Slope Rating
- Handicap Index
- Handicap Differential
- Course Handicap
- Examples of competitions from different tees

USGA Slope Rating



- Definition:
- USGA Slope Rating is a number ranging from 55 to 155 that represents the difficulty of a course for bogey golfers relative to the USGA Course Rating (which represents the difficulty for scratch golfers). Slope rating is not expressed in strokes, but, rather, is a ratio. The higher the slope, the more difficult the course plays for bogey golfers. A slope rating of 113 is considered 'neutral'.
- Slope rating plays an important role in figuring handicap indexes and also is used to figure course handicaps.

USGA Slope Rating

- Example
- ABC Golf Club uses two sets of tees for Men's Competitions.
- Blue & White
- Blue course: ACR / Slope rating = 73/147
- White course: ACR / Slope rating = 70/125

Handicap Index

- A "*Handicap Index*" is the USGA's service mark used to indicate a measurement of a player's potential ability on a course of standard playing difficulty (i.e. a course with a Slope Rating of 113). It is expressed as a number taken to one decimal place.
- A player is responsible for knowing the Handicap Index issued to them at the most recent revision (i.e. Golf Link).

Handicap Index

- A Handicap Index is calculated as follows:
- Ideally the lowest 10 handicap differentials of the last 20 rounds
- Handicap Differential (Blue Course) =

(Adjusted Gross Score - Course Rating) x 113 / Slope Rating

AGS - USGA Course Rating:	95 - 73 = 22
x Standard Slope Rating:	22 x 113 = 2486
Result / Slope Rating:	2486 / 147 = 16.91
Handicap Differential (rounded):	17

Handicap Index



▪ Handicap Differential (White Course) =

(Adjusted Gross Score - Course Rating) x 113 / Slope Rating

AGS - USGA Course Rating: $95 - 70 = 25$

x Standard Slope Rating: $25 \times 113 = 2825$

Result / Slope Rating: $2825 / 125 = 22.6$

Handicap Differential (rounded): 23

Handicap Differential

- A lower score may not always produce a lower differential.

Examples:

- $(95 - 72) \times 113/125 = 21$
- $(97 - 74) \times 113/140 = 19$
- $(90 - 66) \times 113/105 = 26$

Course Handicap

Slope Rating= 125



- For example, a Handicap Index of 15.2 would convert to a Course Handicap of 17 at a course with a Slope Rating of 125.

Index Range	Course Handicap
5.9 to 6.7	7
6.8 to 7.6	8
7.7 to 8.5	9
8.6 to 9.4	10
9.5 to 10.3	11
10.4 to 11.2	12
11.3 to 12.2	13
12.3 to 13.1	14
13.2 to 14.0	15
14.1 to 14.9	16
15.0 to 15.8	17
15.9 to 16.7	18
16.8 to 17.6	19
17.7 to 18.5	20
18.6 to 19.4	21
19.5 to 20.3	22
20.4 to 21.2	23
21.3 to 22.1	24
22.2 to 23.0	25
23.1 to 23.9	26
24.0 to 24.8	27
24.9 to 25.7	28

Different tees (Course Ratings)

- When players compete from different tees an adjustment has to be made to equalise the equation

This
doesn't
seem fair!



Different tees example




- Warren White and **Barry Blue** each have a Handicap Index of 15.2.
- Warren plays from the White Tees which have a Course/Slope Rating of 70/125. Warren's Course Handicap is 17.
- **Barry** plays the **Blue** Tees which have a Course/Slope Rating of 73/147. Gary's Course Handicap is 20.
- What do they need to shoot to "play to their handicap?"
- Warren = $70 + 17 = 87$
- **Barry = $73 + 20 = 93$**

Maintaining the integrity of the rating



- Scores must not be handicapped when the length of the course played varies from the actual measured length of the rated course by more than 100 metres for an 18-hole round.
- For a round of less than 18 holes, a pro rata length must be calculated; e.g. for a 9-hole round, the distance is 50 metres.
- In order to maintain the playing characteristics of the course, and subject to the provisions above the movable tee markers used to designate the Teeing Ground should not be placed more than 20 metres in front or 20 metres behind the relevant set of Permanent Plates.

Maintaining the integrity of the rating



- Handicap Conditions do not prevail when the tee markers, are placed outside the above area on more than three holes for rounds of 14 -18 holes, or on more than two holes for rounds of 9-13 holes.
- (An exception applies for courses with permanent cyclical plate placements which have been approved by a State Association.)

Future events

- Golf SA 'Captain's Day' (October 2011)

Questions?

