



2008/2009 Annual Report

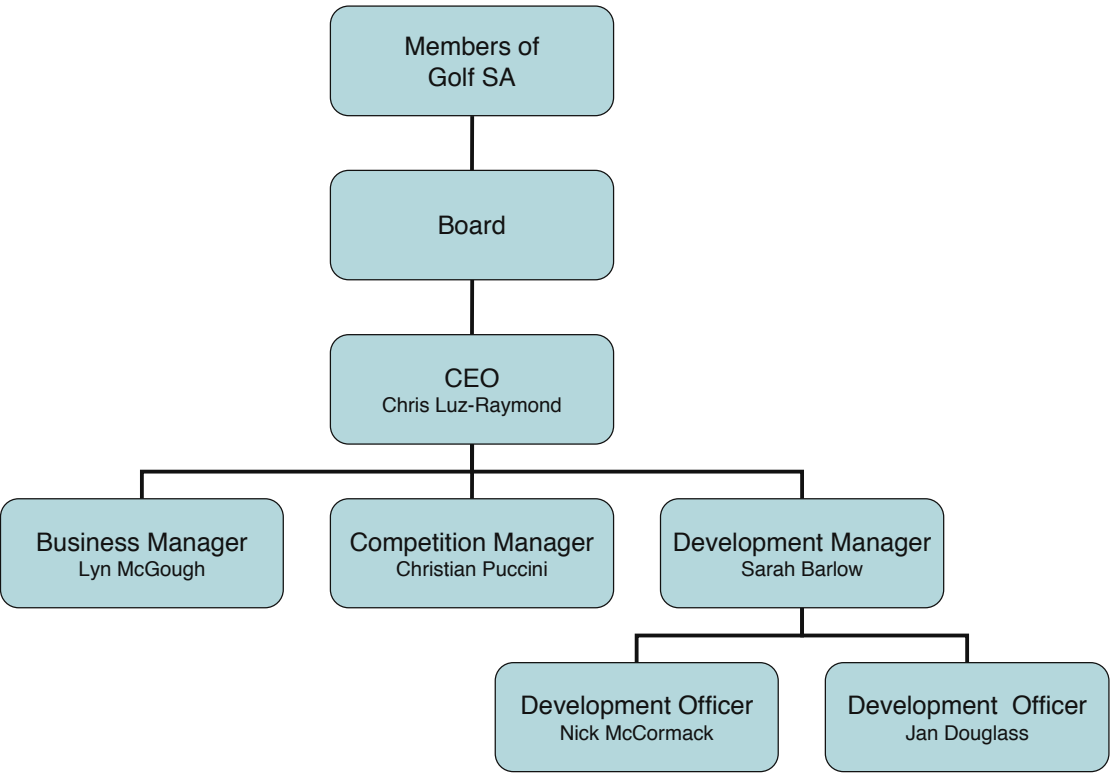
Financial Statements
1 July 2008 to 30 June 2009



C.C.R. 2011/12		S.A. SAND GREEN	
NAME	CLUB	AGE	SCORE
1. M. Smith	Wentworth	68	100
2. J. Smith	Wentworth	68	100
3. J. Smith	Wentworth	68	100
4. J. Smith	Wentworth	68	100
5. J. Smith	Wentworth	68	100
6. J. Smith	Wentworth	68	100
7. J. Smith	Wentworth	68	100
8. J. Smith	Wentworth	68	100
9. J. Smith	Wentworth	68	100
10. J. Smith	Wentworth	68	100
11. J. Smith	Wentworth	68	100
12. J. Smith	Wentworth	68	100
13. J. Smith	Wentworth	68	100
14. J. Smith	Wentworth	68	100
15. J. Smith	Wentworth	68	100
16. J. Smith	Wentworth	68	100
17. J. Smith	Wentworth	68	100
18. J. Smith	Wentworth	68	100
19. J. Smith	Wentworth	68	100
20. J. Smith	Wentworth	68	100
21. J. Smith	Wentworth	68	100
22. J. Smith	Wentworth	68	100
23. J. Smith	Wentworth	68	100
24. J. Smith	Wentworth	68	100
25. J. Smith	Wentworth	68	100
26. J. Smith	Wentworth	68	100
27. J. Smith	Wentworth	68	100
28. J. Smith	Wentworth	68	100
29. J. Smith	Wentworth	68	100
30. J. Smith	Wentworth	68	100
31. J. Smith	Wentworth	68	100
32. J. Smith	Wentworth	68	100
33. J. Smith	Wentworth	68	100
34. J. Smith	Wentworth	68	100
35. J. Smith	Wentworth	68	100
36. J. Smith	Wentworth	68	100
37. J. Smith	Wentworth	68	100
38. J. Smith	Wentworth	68	100
39. J. Smith	Wentworth	68	100
40. J. Smith	Wentworth	68	100
41. J. Smith	Wentworth	68	100
42. J. Smith	Wentworth	68	100
43. J. Smith	Wentworth	68	100
44. J. Smith	Wentworth	68	100
45. J. Smith	Wentworth	68	100
46. J. Smith	Wentworth	68	100
47. J. Smith	Wentworth	68	100
48. J. Smith	Wentworth	68	100
49. J. Smith	Wentworth	68	100
50. J. Smith	Wentworth	68	100



Golf SA Organizational Chart



Jan Sutherland Rae Collings Sue Hedley Susan Keylock David Martin Gordon Scott Chris Whitford



Chris Luz-Raymond Lyn McGough Christian Puccini Sarah Barlow Nick McCormack Jan Douglass

Reports 4
Interim Chairman..... 4
Chief Executive Officer 4
Finance, Audit & Risk Management..... 4
Match & Competition 5
Golf Development..... 6
High Performance..... 6
Nomination and Remuneration 6

Financial Report (Audit Statement) 7

Golf SA Results (1 July 08 - 30 June 09)..... 28
Senior Championships & Events 28
Junior Championships & Events 28
Pennant..... 28
Club Vardon Winners 28
State Team Representatives 29
Representative Events 29

Golf SA Results (1 April 08 - 30 June 08)..... 30
Senior Championships & Events 30
Pennant..... 30
Junior Championships & Events 30
Club Vardon Winners 30
Representative Events 30

SAGA Results (1 January 08 - 31 March 08)..... 30
Senior Championships & Events 30
Junior Championships & Events 30
State Team Representatives 30
Club Vardon Winners 30

SAGA Results (1 January 07-31 December 07) 30
Junior Championships & Events 30
Senior Championships & Events 30
SAGA Pennant..... 31
Club Vardon Winners 31
State Teams Representatives..... 31
Representative Events 31

Club & District Membership..... 32
Affiliated Metro Golf Clubs 32
Eyre Peninsula District Golf Clubs 32
Mid/Lower North District Golf Clubs 32
Murraylands District Golf Clubs 32
Northern District Golf Clubs 32
Riverland District Golf Clubs..... 33
South-Eastern District Golf Clubs 33
Southern District Golf Clubs 33
Yorke Peninsula District Golf Clubs 33
Social Clubs 33

Reports

Interim Chairman

I am pleased to present my report as the Chairman of the Interim Board to the members and stakeholders as part of the first Annual Report of Golf SA. Firstly I would like to commend the members on their foresight in bringing together the sport of golf in South Australia to form this vibrant new organisation.

In reflecting on my time in this role, I will outline the achievements of the Interim Board which will demonstrate our proactive approach to meeting the challenges.

The excellent foundation provided by the Golf SA Constitution has underpinned our decision making to ensure that the principles of governance have been implemented effectively. The Interim Board, Raelene Collings, Sue Hedley, Susan Keylock, David Martin, Gordon Scott and Chris Whitford have brought a valuable mix of skills and experience to the board table, coupled with a commitment to the organisation to commence the challenging task of positioning Golf SA as the State Sporting Organisation for all golfers in South Australia.

The Board Committees; Finance, Audit and Risk Management (FARM) which considered all risk and financial matters and the Nomination and Remuneration which has overseen staff matters including performance and Industrial Award requirements, were established and have provided valuable assistance to the Board. In addition the strategic areas have been overseen by Committees who have contributed with expert technical, policy and other essential advice and then working with the staff to ensure that the Golf SA activities were successful.

The Interim Board has also provided leadership in the development of the Golf SA structures and policies with Chris Luz- Raymond as CEO, documenting and implementing the procedures to ensure that we meet our compliance requirements and our members play golf in a positive, safe and enjoyable environment.

The Strategic Plan has been a priority and the planning exercise was completed and endorsed by the Interim Board after consultation at the Member Delegate Forum. There is now alignment and clarity with our vision for Golf SA by 2012 and the plan will provide the direction to enable achievement of “Quality golf for all South Australians”. The Interim Board is confident that we will achieve our goals with our action plans driving the operations of the organisation. The accountability is integrated into the plans with articulated success measures and risk management to ensure that the Board will be able to monitor the performance to ensure accountability. We have made a commitment to improving communication with our members and will ensure that the Golf SA communication strategy utilizes all approaches including current technology to inform and “keep in touch” with our members.

The staff team capably led by Chris Luz- Raymond has professionally presented Golf SA and ensured that our activities have been successful.

I would also like to thank Chris for his support and assistance which has enabled me to undertake and enjoy this role in a busy environment.

Thank you for the privilege of chairing the Interim Board of Golf SA. Their efforts in leading and driving such significant change have been outstanding and they are passionate supporters of golf and your organisation. I am sure that now they will be looking forward to more golf and perhaps less or shorter meetings!

In conclusion, I am confident that we have provided the foundation for our vision to be achieved for Golf SA in 2012 ‘...Working in partnership with our clubs and stakeholders to grow the game and memberships and to position Golf SA as the key voice for the sport...’

Jan Sutherland
Chairman, Interim Board

Chief Executive Officer

Golf SA has achieved a significant number of milestones in its first full year as a merged entity. It has set a foundation for future success by ensuring that a strong governance framework, sound administrative structure and operational procedures are in place.

Significantly, the Interim Board of Golf SA has developed a Strategic Plan that will guide the organisation to 2012 and beyond. The Key Performance Indicators of the Strategic Plan are:

- Profile
- Communication
- Development
- Events
- Business
- High Performance
- Partnerships

These KPI will drive the organisation towards ‘...supporting quality golf for all South Australians...’

The highlight of the year was surely the World Amateur Teams Championship (WATC) Eisenhower & Espirito Santo events played at The Grange and Royal Adelaide Golf Clubs in October 2008. Barely six months old as an organisation Golf SA was able to support the WATC with some 450 volunteers per day over eight playing days. Caddies, spotters, marshals turned out for their duties with military precision! The World Amateur Teams Championship (72 Men’s & 45 Women’s Teams) was a golfing experience that few will ever forget for its vibrant colour, friendship and the golf. Our sincere thanks go to all those who assisted during the event.

Acknowledgement must go to our golf clubs (managers & staff, management committees &volunteers and club members) for their continued support and assistance throughout the year. Without this support it would be impossible to conduct a golf schedule that involves state championships and events, pennants, open days, country weeks, development camps and activities and junior programs.

The challenges that lay ahead of Golf SA include Membership, Environment and the Changes to Golf (Course Rating & Handicapping). Golf is a game that still retains enormous popularity against all other sports and activities. The challenge is to convert this popularity into golf club membership and golf participation.

The lack of water and changes to the physical environment are the most pressing of the Environmental challenges today. Yet, where ever you look there are golf clubs taking up these challenges and winning. Changes to golf Course Rating & Handicapping are significant to the game and its future. The new Handicapping system opens the way to market the game of golf to new generations of golfers – we cannot afford to waste this opportunity.

I extend my gratitude to the members of the Interim Board for their support, encouragement and wise counsel during the merger and immediately after. Their collective golfing, sporting, business and administrative experiences continue to be the cornerstone on which Golf SA has been able to lay such a solid foundation.

Finally, to the Golf SA Staff (Lyn, Sarah, Amelia/Christian, Nick & Jan) for their patience, humour, diligence and experience that they continue to bring to the organisation, my thanks. The first 12 months have not been without difficulties as we forge a new organisation and way of ‘...doing business...’

Chris Luz-Raymond
Chief Executvie Officer

Finance, Audit & Risk Management

Golf South Australia’s financial reporting to the Annual General Meeting on 11th. October 2009 consists of the following;

- Audited Financial Report for the period 1 April - 30 June 2008
- Audited Financial Report for the period 1 July 2008 - 30 June 2009
- Audited Report for the Golf SA (WGSA) Junior Development Trust for the year ending 30 June 2008, 2009

The merger of Women’s Golf SA’s (WGSA) and the South Australian Golf Association’s (SAGA) financial statements of assets and liabilities, as at 31 March 2008, could not be undertaken until audits of the financial accounts to 31 March 2008, for each independent body, had been finalized.

A consolidated Balance Sheet as at 31 March 2008 was finally achieved in February 2009, following a long delay with the audit of SAGA accounts for the year ending 31 March 2008.

Before the accounts of Golf SA, for the period 1 April 2008 - 30 June 2008, could proceed to be audited, the outstanding Accounts Receivable and Accounts Payable as stated in the assets and liabilities of SAGA had to be traced. This did take some considerable time, because of the period that had elapsed since the amalgamation date (almost twelve months) and difficulties tracing records. The SAGA bank account continued to operate, together with the Golf SA bank account and the reconciliation of these outstanding receipts and payments was time consuming. Despite our best efforts however, not all outstanding receipts and payables, as stated in SAGA audited accounts, could be identified. Therefore, the amounts of \$3,059.98 receivables and \$14,442.82 payables are included in Write-downs (Ups) in the Income and Expenditure statement for the period ending 30 June 2008. The SAGA bank A/c was closed in June 2009.

Women’s Golf SA’s audit was completed in June 2008. There were nil outstanding receivables and payables. Activities with the WGSA bank account ceased in April 2008 and the account was closed in August 2008.

For the period ending 30 June 2008 a small surplus of \$1,110 has resulted from Golf SA operations. This was the transitional period for the amalgamated bodies and there are several financial items that must be explained.

Affiliation Fees

In keeping with their usual practice WGSA rendered their affiliation fee accounts in advance in January 2008 for the calendar year to 31 December 2008. This resulted in a cash transfer to Golf SA in April 2008 of the accrued fee income for the period April-June 2008 and July-December 2008. Golf SA rendered fee accounts in advance, in April 2008 for the nine month period to 31 December 2008 (to the former SAGA members only) and the financial accounts correctly record in cash and accruals, this levy income for the period to the 30 June 2008 and July-December 2008. The income periods for affiliation fees for the former WGSA and SAGA members were therefore, merged as at 31 December 2008. From 1 January 2009 Golf SA’s affiliation fee invoices, which include the Golf Australia (GA) levy, were rendered in advance to all members for the calendar year. The purpose of a calendar year is cash flow management.

Land and Buildings

Land and Building assets at merger date record the value of the WGSA building on Sir Donald Bradman Drive at historical cost and the SAGA premises on Henley Beach Road at SAGA Council valuation. These assets need to be re-valued, but these revaluations have been delayed due to a decision on a future direction for the association's office accommodation.

Class Action

Golf SA has also, after careful consideration, entered into a class action as a unit holder in the Premium Income Fund of the former MFS Investment Management Ltd (\$50,000 reported as a loss in the audited financial accounts of SAGA as at 31 March 2008). This action is against the partners of KPMG and Directors of the Responsible Entity (formerly MFS) and now Wellington Investment Management. Our information is that costs of the action will not exceed the amount already lost and there is an optimistic view that this class action could succeed.

Audited Accounts 2008/2009

The Board has approved a fiscal policy, which includes an Annual Budget and throughout the year there has been a rigorous review of the Association’s expenditure. Receipts from affiliation fees were received steadily through to 30 June and overdue fees have been addressed.

There has been significant increase over budget in insurance and auditing expenses during 2008/2009. In addition to the national player’s Personal Liability Insurance Policy now in place, a National Industry Insurance Program has been discussed with Golf Australia during the year. This programme offers major savings in insurance premiums. Golf SA has expressed interest and the discussions are continuing. The increased auditing fees include consultation with our

auditors on merger matters and compliance (Australian Taxation Office) issues.

Tournament income was under budget by \$11,597 and expenses exceeded estimates by \$26,798. However, cost centres including State Teams, High Performance and Development were under budget. For the 2009/2010 year it is anticipated that the budget process will be more accurate.

Sundry Expenses have been reported in the Accounts as \$23,416. The major expense items included in this amount are Cleaning and Maintenance \$5,313, Water/Rates/Power \$\$8,074, Donation to the Victorian Fire Appeal \$5,000, Employee contract fees \$1,800, Conveyancing \$900, Building Assessment fees \$627 and Staff Amenities/Office Expenses \$843.

We continue to be awarded an annual grant of \$120,000 from the Office for Recreation and Sport and we very much appreciate this support for our golf programmes. We also thank Srixon and the Tap Inn for their continued sponsorship.

As at 30 June 2009 there were 26,687 financial individual members of Golf South Australia.

In summary, the small deficit of \$(226) for the year to 30 June 2009 is a fair result for the first full year of operations for Golf SA, following the period of amalgamation of the two golf associations.

I thank David Martin and John Butler for their contributions to Golf SA’s financial operations during the year. My thanks also and appreciation to Lyn McGough. Lyn’s assistance with all financial matters has been most valuable.

Rae Collings
Chairman, Finance, Audit & Risk Management

Match & Competition

Following the merger of WGSA and SAGA the Match Committee conducted a review of the golfing calendar and instigated quite a few major changes. As we recognized the constant request for our member clubs to make courses available for Golf SA events, our aim was to reduce where possible the number of courses required.

As the number of events on the golfing calendar of Golf Australia is growing all the time, Golf SA regularly communicates with Golf Australia and the other State Associations so as wherever possible clashes of events can be avoided.

Events such as our State Championships both senior and junior and Foursomes Championships were combined and played concurrently. Pennant for both male and female were brought together allowing the Women’s A1 and Men’s Simpson Cup to play on the same course on the same day.

We also reviewed the program for Women’s golf at the elite level and with the assistance of all Vardon participating clubs introduced a Vardon Trophy event played over 32 rounds. This was extremely popular and we can see this being more successful in years to come.

During the past year SA hosted the World Amateur Teams Championship at Grange and Royal Adelaide. This required an enormous number of volunteers to help stage this event and we would like to thank those people as well as our regular pool of helpers for Rules, Starting or Scoring which are required for our Golf SA events.

As the 2008-2009 season has just been completed the Match Committee will review the golf program and make changes as needed. To all our members clubs both country and metropolitan, we thank you for the use of your facilities during the past twelve months and look forward to working with you in the future.

To the staff at Golf SA, we set a mammoth task with all our changes but we got there, we were sad to lose Amelia Kent in January as our Competitions Manager, but since then Christian Puccini has taken over and is doing an excellent job. Finally to Sue Hedley, Susan Keylock, Rae Collings and Bob Crosby along with all members of the Women’s and Men’s events committees my thanks for your contribution in what has been an exciting year.

Gordon Scott
Chairman, Match Committee

Golf Development

Over the past twelve months we have developed and refined a number of programs in order to increase both the level and standard of participation in the game of golf.

The Golf SA Junior Development Squad was established to develop the game of junior boys (handicap range 5-13) and junior girls (handicap range 5-18). It is anticipated that a number of golfers from this squad will then progress to play at a representative level for South Australia. The program consists of golf coaching and an introduction to sports biomechanics, nutrition, physiology and psychology.

The women's "Try Golf" initiative continues to be highly successful. This program allows women to participate in coaching and play as a beginner's group. Recently, participation has been high at Victor Harbor Golf Club (85) and Glenelg Golf Club (160). Work is now underway on developing a similar introductory course for men.

Other game development programs and championships held throughout the year were "Go-Go Golf" (approximately 3,500 students participating in country and metropolitan areas), Henley High School Golf Program and the SA Amputee Championship.

Susan Keylock
Chairman, Development Committee

High Performance

The High Performance Committee was set up to establish and oversee a comprehensive HP program incorporating the following elements:

- observing and assessing the performances of our best golfers - junior boys, junior girls, men and women
- selecting players and preparing teams to compete in interstate teams matches
- determining and establishing agreements for appropriate practice facilities, training and development services and sports science services
- providing a pathway for our best amateur golfers to achieve success at local and national levels, selection in national squads and teams and ultimately success in the professional ranks

Success by our players at these level is important for Golf SA in its position as the governing body in SA to raise the profile of the game in the media, create awareness of the game to SA's youth and to develop role models, all of which serve to grow the game.

Order of Merit System

To support and guide selection of our State teams, an Order of Merit ranking system (OOM) has been put in place for Men's, Colts, Women's and Junior Boys in 2009, the inaugural year of the amalgamated body. The OOM was aligned with the national ranking system with each event being weighted broadly according to the anticipated level of competition, with the points distribution for each event being similar to that used by Golf Australia.

For selection purposes automatic spots in each team were awarded to the players with the best OOM performances, viz, first 4 (of 6) for Colts, Women and Junior Boys, and the first 6 (of 8) for Men.

Coaching Appointments

During the year 2 significant coaching appointments were made as an integral part of the HP program.

Gareth Jones - State Coach, Women - Gareth has had invaluable experience as Scholarship Coach at the Australian Institute of Sport program in Melbourne and is currently the Head Coach at the Adelaide Shores Golf Academy.

Marcus Casey - State Coach, Men - Marcus is of Irish nationality with experience as a teaching professional in Great Britain and Ireland and is currently the Director of Coaching at Golf Education Australia and the Elite Golf College of South Australia.

Future Directions

In 2010 there will be a more holistic / integrated program for developing our players with more sports sciences support and emphasis in the areas of mental management, exercise physiology, nutrition, biomechanics, physiotherapy and sports medicine. The program will be year-round with the objective to provide the best

possible support and services to develop players and assist them in attaining their long and short term goals.

A more consistent, periodised and individualised program will provide players the best chance for improved playing performance, reduced injury rates and increased playing longevity.

Srixon Australia Sponsorship

Srixon Australia has partnered with the Golf Australia / Australian Institute of Sport Golf Programs offering equipment and dollar funding as well as sponsoring the Australian Amateur Championships.

For Golf SA this has meant equipment being provided to our squad members and financial support for the improvement of the daily training environment for our players.

Golf SA is highly appreciative and indebted to Srixon for this support at a time of considerable opportunity as the newly amalgamated body is establishing an improved High Performance Program in keeping with our aim of providing quality golf for all South Australians.

Chris Whitford
Chairman, High Performance Committee

Nomination and Remuneration

With any organisation success relies on the strong foundation of its key personnel. With the merger of the two ruling bodies of golf in SA, SAGA and WGSA one of the first tasks was to merge the staff into one to build the foundation required.

The existing staff from both bodies therefore had to have positions created to suit their skills and experience which would serve the newly formed association and create a smooth transition. The N & R Committee firstly decided what roles were required and then proceeded to create Position Descriptions for each of the staff members. Chris Luz-Raymond - CEO, Lyn McGough - Business Manager, Amelia Kent - Competitions Manager and Sarah Barlow - Development Manager. Inevitably some of these roles had varying common features and I commend all of the staff for the way in which they embraced the challenge and made it work.

Once this was formalised it was then decided to move to one office at Henley Beach Road.

With the amalgamation of the staff completed contracts were next on the agenda and as this is such a complicated task it was decided to employ the services of an HR Consultant to help achieve this. Step one was to review and provide a new CEO contract which has been achieved. Step two was to review the contracts for all staff including coaching and development staff.

With the introduction of a new Industrial Sports Award, which was approved in September and comes into effect in January, the review of the new contracts has been ongoing and as with any legal proceedings there are many facets to consider to ensure the protection of both the organisation and the staff.

When Amelia decided to follow her heart to Canberra we had a new challenge, one of finding a replacement capable of not only filling the role but one who could continue the development of the Competitions Manager position. The quality of the applicants was of a very high standard and we were very happy to welcome Christian Puccini who has proven to be an invaluable addition to the Golf SA stable.

Although there is still some work to do I know that we leave Golf SA in a good position and I would like to thank Rae Collings and David Martin for their contribution to the N & R Committee. I would also like to thank Jan Sutherland for her guidance and support on this complex subject over the last 18 months. It has also been an absolute pleasure to work with the other members of the interim board, Gordon Scott, Chris Whitford and Susan Keylock.

Last but not least the staff who have been so supportive since the amalgamation Chris, Lyn, Sarah and Christian, your dedication and determination have had a lasting impression and have been the cornerstone of the success of Golf SA.

Sue Hedley
Chairman, Nomination and Remuneration

GOLF SOUTH AUSTRALIA INCORPORATED
ABN 81 497 939 594

COMMITTEE'S REPORT

Your committee members submit the financial report of the Golf South Australia Incorporated for the year ended 30 June 2009.

COMMITTEE MEMBERS

The names of committee members throughout the year and at the date of this report are:

Jan Sutherland JP (Chairman 01/04/2008)

Raelene Collings (Chairman Finance, Audit and Risk Management 01/04/2008)

Sue Hedley (01/04/2008)

Susan Keylock (01/04/2008)

David Martin (01/04/2008)

Gordon Scott (01/04/2008)

Chris Whitford (01/04/2008)

PRINCIPAL ACTIVITIES

The principal activity of the association during the year was administration of golf in the state of South Australia.


SIGNIFICANT CHANGES


No significant change in the nature of these activities occurred during the year

OPERATING RESULT

The surplus after providing for income tax amounted to (\$226).

Signed in accordance with a resolution of the Members of the Committee:


Jan Sutherland JP (Chairman)


Raelene Collings (Chairman Finance, Audit and Risk Management)

Dated this 28th day of September 2009.

GOLF SOUTH AUSTRALIA INCORPORATED
ABN 81 497 939 594

INCOME STATEMENT
FOR THE YEAR ENDED 30 JUNE 2009

	Notes	2009 \$	2008 \$
Other income	3	<u>713,870</u>	<u>154,411</u>
Employee benefits expense		(304,215)	(67,835)
Depreciation and amortisation expenses	4	(11,820)	(3,316)
Tournaments, H.P., Development expenses		(250,025)	(49,062)
Administration		(82,253)	(22,914)
Other expenses		<u>(65,783)</u>	<u>(8,694)</u>
		(714,096)	(151,819)
Finance costs	4	<u>-</u>	<u>(1,480)</u>
Profit before income tax expense (income tax benefit)		(226)	1,110
Income tax benefit (income tax expense)	1(e)	<u>-</u>	<u>-</u>
Profit from continuing operations		<u>(226)</u>	<u>1,110</u>

The accompanying notes form part of these financial statements.

GOLF SOUTH AUSTRALIA INCORPORATED
ABN 81 497 939 594

BALANCE SHEET
AS AT 30 JUNE 2009

	Notes	2009 \$	2008 \$
CURRENT ASSETS			
Cash and cash equivalents	5	693,131	221,664
Trade receivables	6	46,558	414,304
Inventories	7	2,295	2,387
Financial assets at fair value through profit and loss	9	97,030	55,600
Other	8	<u>7,500</u>	<u>7,500</u>
TOTAL CURRENT ASSETS		<u>846,514</u>	<u>701,455</u>
NON-CURRENT ASSETS			
Property, plant and equipment	10	<u>687,248</u>	<u>682,958</u>
TOTAL NON-CURRENT ASSETS		<u>687,248</u>	<u>682,958</u>
TOTAL ASSETS		<u>1,533,762</u>	<u>1,384,413</u>
CURRENT LIABILITIES			
Trade and other payables	11	261,055	139,008
Provisions	12	34,331	31,568
Advance Income	13	<u>238,809</u>	<u>214,044</u>
TOTAL CURRENT LIABILITIES		<u>534,195</u>	<u>384,620</u>
TOTAL LIABILITIES		<u>534,195</u>	<u>384,620</u>
NET ASSETS		<u>999,567</u>	<u>999,793</u>
MEMBERS' FUNDS			
Equity	14	<u>999,567</u>	<u>999,793</u>
TOTAL MEMBERS' FUNDS		<u>999,567</u>	<u>999,793</u>

The accompanying notes form part of these financial statements.

GOLF SOUTH AUSTRALIA INCORPORATED
ABN 81 497 939 594

STATEMENT OF CHANGES IN EQUITY
FOR THE YEAR ENDED 30 JUNE 2009

	Notes	2009	2008
		\$	\$
Total equity at the begining of the period		<u>999,793</u>	<u>-</u>
Total equity introduced during the period		<u>-</u>	<u>993,683</u>
Profit/(Loss) for the period		<u>(226)</u>	<u>1,110</u>
Total recognised income and expense for the year		<u>(226)</u>	<u>1,110</u>
Total Funds at the end of the financial year		<u>999,567</u>	<u>994,793</u>

GOLF SOUTH AUSTRALIA INCORPORATED
ABN 81 497 939 594

NOTES TO THE FINANCIAL STATEMENTS
FOR THE YEAR ENDED 30 JUNE 2009

NOTE 1: STATEMENT OF SIGNIFICANT ACCOUNTING POLICIES

The financial report is a general purpose financial report that has been prepared in accordance with Australian Accounting Standards, Interpretations and other authoritative pronouncements of the Australian Accounting Standards Board, and the requirements of the Associations Incorporation Act of South Australia.

The financial report was approved by the directors as at the date of the directors' report.

The financial report is for the entity Golf South Australia as an individual entity.

The following is a summary of the material accounting policies adopted by the Association in the preparation and presentation of the financial report. The accounting policies have been consistently applied, unless otherwise stated.

(a) Basis of preparation of the financial report

Compliance with IFRS

Australian Accounting Standards include Australian Equivalents to International Financial Reporting Standards (AIFRSs). Compliance with AIFRS ensures compliance with International Financial Reporting Standards (IFRSs).

Historical Cost Convention

The financial report has been prepared under the historical cost convention, as modified by revaluations to fair value for certain classes of assets as described in the accounting policies.

(b) Revenue

Revenue from the rendering of a service is recognised upon the delivery of the service to the customers.

Interest revenue is recognised when it becomes receivable on a proportional basis taking in to account the interest rates applicable to the financial assets.

Rent revenue is recognised

Other revenue is recognised when the right to receive the revenue has been established.

All revenue is stated net of the amount of goods and services tax (GST).

(c) Inventories

Inventories are measured at the lower of cost and net realisable value.

The accompanying notes form part of these financial statements.

NOTES TO THE ACCOUNTS
FOR THE YEAR ENDED 30 JUNE 2009

NOTE 1: STATEMENT OF SIGNIFICANT ACCOUNTING POLICIES (Continued)

(d) Fixed Assets

Freehold land and buildings are carried at cost or at independent or committee members' valuation.

The depreciation rates used for each class of assets are:

Class of fixed asset	Depreciation rates	Depreciation basis
Buildings	2.5 %	Diminishing Value
Office Equipment	10-40 %	Diminishing Value

The carrying amount of fixed assets is reviewed annually by directors to ensure it is not in excess of the recoverable amount of those assets.

The recoverable amount is assessed on the basis of the expected net cash flows which will be received from the assets' employment and subsequent disposal. The expected net cash flows have not been discounted to their present values in determining recoverable amounts.

(e) Income Tax

No provision for income tax has been raised as the association is exempt from Income Tax under division 50 of the Income tax assessment Act 1997

(f) Employee Benefits

Liabilities arising in respect of wages and salaries, annual leave and any other employee benefits expected to be settled within twelve months of the reporting date are measured at their nominal amounts based on remuneration rates which are expected to be paid when the liability is settled. All other employee benefit liabilities are measured at the present value of the estimated future cash outflow to be made in respect of services provided by employees up to the reporting date.

Contributions made by the Association to an employee superannuation fund are recognised in the balance sheet as a liability, after deducting any contributions already paid and in the income statement as an expense as they become payable. Prepaid contributions are recognised as an asset to the extent that a cash refund or a reduction in the future payment is available.

(g) Impairment of assets

Assets with an indefinite useful life are not amortised but are tested annually for impairment in accordance with AASB 136. Assets subject to annual depreciation or amortisation are reviewed for impairment whenever events or circumstances arise that indicate that the carrying amount of the asset may be impaired. An impairment loss is recognised where the carrying amount of the asset exceeds its recoverable amount. The recoverable amount of an asset is defined as the higher of its fair value less costs to sell and value in use.

(h) Financial Instruments

Held-to-maturity investments

Fixed term investments with an intention to be held to maturity are classified as held-to-maturity investments. They are measured at amortised cost using the effective interest rate method.

NOTES TO THE ACCOUNTS
FOR THE YEAR ENDED 30 JUNE 2009

NOTE 1: STATEMENT OF SIGNIFICANT ACCOUNTING POLICIES (Continued)

Financial liabilities

Financial liabilities include trade payables, other creditors and loans from third parties including inter-company balances and loans from or other amounts due to director-related entities. Non-interest bearing loans and payables are payable on demand and are therefore recognised at their face value at inception.

(i) Cash and Cash Equivalents

Cash and cash equivalents includes cash on hand, deposits held at call with banks, and other short-term highly liquid investments with original maturities of three months or less.

(j) Investments

Investments held are originally recognised at cost which includes transaction costs. They are subsequently measured at fair value which is equivalent to their market bid price at reporting date. Movements in fair value are recognised through an equity reserve.

(k) Goods and Services Tax (GST)

Revenues, expenses and assets are recognised net of the amount of GST, except where the amount of GST incurred is not recoverable from the Tax Office. In these circumstances the GST is recognised as part of the cost of acquisition of the asset or as part of an item of the expense. Receivables and payables in the balance sheet are shown inclusive of GST.

(l) Provisions

Provisions are recognised when the company has a legal or constructive obligation, as a result of past events, for which it is probable that an outflow of economic benefits will result and that outflow can be reliably measured. Provisions are measured at the best estimate of the amounts required to settle the obligation at reporting date.

NOTE 2: NEW ACCOUNTING STANDARDS AND INTERPRETATIONS

A number of accounting standards and interpretations have been issued at the reporting date but are not yet effective. The directors have not yet assessed the impact of these standards or interpretations.

GOLF SOUTH AUSTRALIA INCORPORATED
ABN 81 497 939 594

NOTES TO THE FINANCIAL STATEMENTS
FOR THE YEAR ENDED 30 JUNE 2009

	Note	2009 \$	2008 \$
NOTE 3: REVENUE			
Operating activities			
- GSA Affiliation Fees		451,600	117,915
- Interest income	3(a)	9,928	4,433
- Rent		873	-
- Camps & Events		<u>251,469</u>	<u>32,063</u>
Total revenue		<u>713,870</u>	<u>154,411</u>
(a) Interest from:			
- Bank Deposits		<u>9,928</u>	<u>4,433</u>
		<u>9,928</u>	<u>4,433</u>
NOTE 4: PROFIT FROM CONTINUING ACTIVITIES			
Profit / (losses) before income tax has been determined after:			
Expenses:			
Interest paid:			
- other persons		<u>-</u>	<u>1,480</u>
Total finance costs		<u>-</u>	<u>1,480</u>
Depreciation of non-current assets			
- Other capital assets		11,820	3,316
Remuneration of the auditors for:			
- Other Services - 2008		-	3,448
- Other Services - 2009		4,080	-
- Audit Fee for the PE 31.03.2007		5,300	-
- Preparation of Financial Statements -PE 31.03.2007		<u>8,388</u>	<u>-</u>
		<u>17,768</u>	<u>3,448</u>
Employee benefits:			
Short term benefits:			
		<u>304,215</u>	<u>67,835</u>
		<u>304,215</u>	<u>67,835</u>
NOTE 5: CASH AND CASH EQUIVALENTS			
Cash on hand		250	250
Cash at bank		309,331	141,289
Cash on deposit		<u>383,550</u>	<u>80,125</u>
		<u>693,131</u>	<u>221,664</u>

GOLF SOUTH AUSTRALIA INCORPORATED
ABN 81 497 939 594

NOTES TO THE FINANCIAL STATEMENTS
FOR THE YEAR ENDED 30 JUNE 2009

	Note	2009 \$	2008 \$
NOTE 6: RECEIVABLES			
CURRENT			
Subscriptions receivable		41,357	409,783
Other debtors		<u>5,201</u>	<u>4,521</u>
		<u>46,558</u>	<u>414,304</u>
NOTE 7: INVENTORIES			
CURRENT			
Stores		<u>2,295</u>	<u>2,387</u>
NOTE 8: OTHER ASSETS			
CURRENT			
WGSA History Fund		<u>7,500</u>	<u>7,500</u>
		<u>7,500</u>	<u>7,500</u>
NOTE 9: INVESTMENTS			
CURRENT			
- Deposits		<u>97,030</u>	<u>55,600</u>
NOTE 10: FIXED ASSETS			
Land			
Freehold land:			
At cost		113,892	113,892
At valuation		<u>215,000</u>	<u>215,000</u>
Total freehold land		<u>328,892</u>	<u>328,892</u>

NOTES TO THE FINANCIAL STATEMENTS
FOR THE YEAR ENDED 30 JUNE 2009

	Note	2009 \$	2008 \$
NOTE 10: FIXED ASSETS (Continued)			
Buildings			
At cost		38,536	38,536
Less accumulated depreciation		<u>(1,197)</u>	<u>(240)</u>
		37,339	38,296
At fair value		282,750	282,750
Less accumulated depreciation		<u>(8,836)</u>	<u>(1,767)</u>
		<u>273,914</u>	<u>280,983</u>
Total buildings		<u>311,253</u>	<u>319,279</u>
Total Land and Buildings		<u>640,145</u>	<u>648,171</u>
Plant and Equipment			
Other Capital Assets			
At cost		5,230	5,230
Furniture, fixtures and fittings			
At cost		46,976	30,866
Less accumulated depreciation		<u>(5,103)</u>	<u>(1,309)</u>
		<u>41,873</u>	<u>29,557</u>
Total plant and equipment		<u>47,103</u>	<u>34,787</u>
Total property, plant and equipment		<u>687,248</u>	<u>682,958</u>

(a) Valuation

The Land & Buildings were revalued on 31 March 2007 by Committee Members' valuation and were based on state valuation of the land and local council valuation of the buildings

NOTES TO THE FINANCIAL STATEMENTS
FOR THE YEAR ENDED 30 JUNE 2009

	Note	2009 \$	2008 \$
NOTE 10: FIXED ASSETS (Continued)			

(b) Movements in Carrying Amounts

Movement in the carrying amounts for each class of property, plant and equipment between the beginning and the end of the current financial year

	Land \$	Buildings \$	Furniture, fixtures & fittings \$	Other capital assets \$	Total \$
2009					
Balance at the beginning of the year	328,892	319,279	29,557	5,230	682,958
Additions	-	-	16,110	-	16,110
Depreciation expense	<u>-</u>	<u>(8,026)</u>	<u>(3,794)</u>	<u>-</u>	<u>(11,820)</u>
Carrying amount at end of year	<u>328,892</u>	<u>311,253</u>	<u>41,873</u>	<u>5,230</u>	<u>687,248</u>
2008					
Contribution on Amalgamation	328,892	321,286	31,873	5,230	687,281
Depreciation expense	-	(2,007)	(1,309)	-	(3,316)
Write offs	<u>-</u>	<u>-</u>	<u>(1,007)</u>	<u>-</u>	<u>(1,007)</u>
Carrying amount at the end of the year	<u>328,892</u>	<u>319,279</u>	<u>29,557</u>	<u>5,230</u>	<u>682,958</u>

NOTE 11: PAYABLES

CURRENT

Unsecured liabilities

Trade creditors	242,962	99,985
Sundry creditors and accruals	<u>18,093</u>	<u>39,023</u>
	<u>261,055</u>	<u>139,008</u>

GOLF SOUTH AUSTRALIA INCORPORATED
ABN 81 497 939 594

NOTES TO THE FINANCIAL STATEMENTS
FOR THE YEAR ENDED 30 JUNE 2009

	Note	2009 \$	2008 \$
NOTE 12: PROVISIONS			
CURRENT			
Annual Leave	(a)	15,878	27,923
Long Service Leave	(a)	18,203	-
Other		<u>250</u>	<u>3,645</u>
		<u>34,331</u>	<u>31,568</u>
(a) Aggregate employee benefits liability		<u>34,081</u>	<u>27,923</u>

NOTE 13: OTHER LIABILITIES

CURRENT			
Advance income		<u>238,809</u>	<u>214,044</u>
		<u>238,809</u>	<u>214,044</u>

NOTE 14: EQUITY

Accumulated Equity at the beginning of the financial year	604,547	-
Net profit (loss) attributable to members of the entity	(226)	1,110
Accumulated Equity introduced during the period	-	603,437
Asset Revaluation Reserve introduced during the period	<u>395,246</u>	<u>395,246</u>
Equity at the end of the financial year	<u>999,567</u>	<u>999,793</u>

GOLF SOUTH AUSTRALIA INCORPORATED
ABN 81 497 939 594

NOTES TO THE FINANCIAL STATEMENTS
FOR THE YEAR ENDED 30 JUNE 2009

NOTE 15: FINANCIAL INSTRUMENTS

(a) Interest rate risk

The association's exposure to interest rate risk, which is the risk that a financial instrument's value will fluctuate as a result of changes in market interest rates and the effective weighted average interest rates on classes of financial assets and financial liabilities, is as follows:

2009 Financial Instruments	Floating interest rate	Fixed interest rate maturing in: 1 year or less	Non-interest bearing	Total carrying amount as per the balance sheet	Weighted average effective interest rate
	\$	\$	\$	\$	%
(i) Financial assets					
Cash	693,131	-	-	693,131	2.1
Trade and other receivables	-	-	46,559	46,559	-
Other investments	-	97,030	-	97,030	4.0
Total financial assets	693,131	97,030	46,559	836,720	

NOTES TO THE FINANCIAL STATEMENTS
FOR THE YEAR ENDED 30 JUNE 2009

NOTE 15: FINANCIAL INSTRUMENTS (Continued)

2009	Floating interest rate	Fixed interest rate maturing in: 1 year or less	Non-interest bearing	Total carrying amount as per the balance sheet	Weighted average effective interest rate
	\$	\$	\$	\$	%
(ii) Financial liabilities					
Trade creditors	-	-	242,962	242,962	-
Other creditors	-	-	4,333	4,333	-
Total financial liabilities	-	-	247,295	247,295	

2008		Floating interest rate	Fixed interest rate maturing in: 1 year or less	Non-interest bearing	Total carrying amount as per the balance sheet	Weighted average effective interest rate
		\$	\$	\$	\$	%
<i>(iii) Financial assets</i>						
	Cash	221,664	-	-	221,664	1.9
	Trade and other receivables	-	-	414,305	414,305	-
	Other investments	-	55,600	-	55,600	8.0
	Total financial assets	221,664	55,600	414,305	691,569	

NOTES TO THE FINANCIAL STATEMENTS
FOR THE YEAR ENDED 30 JUNE 2009

NOTE 15: FINANCIAL INSTRUMENTS (Continued)

2008	Floating interest rate	Fixed interest rate maturing in: 1 year or less	Non-interest bearing	Total carrying amount as per the balance sheet	Weighted average effective interest rate
	\$	\$	\$	\$	%
(iv) Financial liabilities					
Trade creditors	-	-	99,985	99,985	-
Other creditors	-	-	15,403	15,403	-
Total financial liabilities	-	-	115,388	115,388	

NOTES TO THE FINANCIAL STATEMENTS
FOR THE YEAR ENDED 30 JUNE 2009

NOTE 15: FINANCIAL INSTRUMENTS (Continued)

(b) Credit Risk

The maximum exposure to credit risk, excluding the value of any collateral or other security, at balance date to recognised financial assets is the carrying amount of those assets, net of any provisions for doubtful debts, as disclosed in the balance sheet and notes to the financial statements.

The association does not have any material credit risk exposure to any single debtor or group of debtors under financial instruments entered into by the association.
The association's debtors are concentrated in one industry.

(c) Net Fair Values

The net fair value of financial assets and financial liabilities approximates their carrying values as disclosed in the balance sheet and notes to the financial statements.

Aggregate net fair values and carrying amounts of financial assets and financial liabilities at balance date

	2009		2008	
	Carrying Amount	Net Fair Value	Carrying Amount	Net Fair Value
	\$	\$	\$	\$
Financial assets				
Financial assets at fair value through profit and loss	97,030	-	55,600	-
	<u>97,030</u>	<u>-</u>	<u>55,600</u>	<u>-</u>

NOTE 16: ASSOCIATION DETAILS

The registered office of the association is:
Golf South Australia Incorporated
PO Box 356
Torrensville Plaza SA 5031


STATEMENT BY MEMBERS OF THE COMMITTEE


In the opinion of the committee the financial report as set out on pages 2 to 16:

1. Presents fairly the financial position of Golf South Australia Incorporated as at 30 June 2009 and it's performance for the year ended on that date in accordance with the Accounting Standards in Australia and other mandatory professional reporting requirements in Australia and other authoritative pronouncements of the Australian Accounting Standards Board.

2. At the date of this statement, there are reasonable grounds to believe that Golf South Australia Incorporated will be able to pay its debts as and when they fall due.

This statement is made in accordance with a resolution of the committee and is signed for and on behalf of the Committee by:


Jan Sutherland JP (Chairman)


Raelene Collings (Chairman Finance, Audit and Risk Management)

Dated this 28th day of September 2009

GOLF SOUTH AUSTRALIA INCORPORATED
ABN 81 497 939 594

INDEPENDENT AUDIT REPORT
TO THE MEMBERS OF
GOLF SOUTH AUSTRALIA INCORPORATED

GOLF SOUTH AUSTRALIA INCORPORATED
ABN 81 497 939 594

INDEPENDENT AUDIT REPORT
TO THE MEMBERS OF
GOLF SOUTH AUSTRALIA INCORPORATED

☒ Select if the audit report appears on 2 pages

PITCHER PARTNERS
160 GREENHILL ROAD
PARKSIDE
SA 5063



Andrew Faulkner
Principal
Date 28th September, 2009



PITCHER PARTNERS
Parkside

GOLF SOUTH AUSTRALIA INCORPORATED
ABN 81 497 939 594

DISCLAIMER
TO THE MEMBERS OF
GOLF SOUTH AUSTRALIA INCORPORATED

The additional financial data presented on pages 21 is in accordance with the books and records of the association which have been subjected to the auditing procedures applied in our statutory audit of the association for the year ended 30 June 2009. It will be appreciated that our statutory audit did not cover all details of the additional financial data. Accordingly, we do not express an opinion on such financial data and we give no warranty of accuracy or reliability in respect of the data provided. Neither the firm nor any member or employee of the firm undertakes responsibility in any way whatsoever to any person (other than Golf South Australia Incorporated) in respect of such data, including any errors of omissions therein however caused.

PITCHER PARTNERS
 160 GREENHILL ROAD
 PARKSIDE
 SA 5063



Partner

PARKSIDE 25 September 2009

GOLF SOUTH AUSTRALIA INCORPORATED
ABN 81 497 939 594

PRIVATE INFORMATION FOR THE MEMBERS OF THE COMMITTEE
ON THE 2009 FINANCIAL STATEMENTS

INCOME AND EXPENDITURE STATEMENT
FOR THE YEAR ENDED 30 JUNE 2009

	2009 \$	2008 \$
INCOME		
Other professional income	451,600	117,915
Interest	9,928	4,433
Rental income	873	-
Other income	<u>251,469</u>	<u>32,063</u>
TOTAL INCOME	713,870	154,411
LESS EXPENSES		
Administration costs	7,943	2,462
Advertising	7,272	7,253
Audit & Accounting & Bookkeeping Fees	18,428	6,161
Bank charges	983	606
Computer expenses	2,390	3,848
Tournaments, H.P., Development expenses	242,753	41,809
Contract work	10,908	5,537
Depreciation	11,820	3,316
Entertainment expenses	52	75
Hire of plant and equipment	1,636	593
Insurance	29,399	7,534
Interest paid	-	1,480
Legal costs	456	-
Motor vehicle expenses	3,992	879
District Operating expenses	16,000	-
Postage	3,391	1,264
Printing and stationery	5,366	1,021
Repairs and maintenance	5,060	-
Salaries and wages	304,215	67,835
Security costs	504	139
Subscriptions	2,018	721
Sundry expenses	23,416	4,145
Telephone	8,746	1,763
Uniforms	7,348	-
Writedowns/(ups)	<u>-</u>	<u>(5,142)</u>
TOTAL EXPENSES	<u>714,096</u>	<u>153,299</u>
OPERATING PROFIT BEFORE INCOME TAX	<u>(226)</u>	<u>1,110</u>

These financial statements should be read in conjunction with the attached Disclaimer.

Golf SA Results (1 July 08 - 30 June 09)

Senior Championships & Events

<i>Event</i>	<i>Winner</i>
63rdCountry Meeting (W) (22-24 Jul 08) Silver (Kingston) Bronze Salver (Murray Bridge) Bronze Shield (Waikerie) Bronze Plate (Port Lincoln)	Sally Graham (Blackwood) Dianne Frank (Lameroo) Margaret Wood (Tea Tree Gully) Fiona McIntosh (Belair Park)
Rene Erichsen Salver (28-29 Jul 08 Grange)	Natasha Krishna (Aukland)
Golf SA Senior Cup (7 Aug 08 at Riverside)	Erroll Robinson (Tea Tree Gully)
Golf SA Bronze Foursomes (W) (8 Aug 08 at Thaxted Park)	Liz Fellows & Pat Hogg (Thaxted Park)
Golf SA Sandgreens Championship (9-10 Aug 08 at Kimba & Cleve)	(A) Gavin Cheriton (Port Lincoln) (B) Nathan Haines-Darby (Cleve)
Golf SA Foursomes Championship (17 Aug 08 at North Adelaide)	(w) Sarah King & Stephanie Na (RA) (m) Jordan Sherratt (Thaxted Park) & Alex Hendrick (Grange)
Country Week (M) (29 Sep-3 Oct 08 at Glenelg, Tea Tree Gully, Thaxted Park, Riverside, Kooyonga) Event 1 - Country F/somes Championship Event 2 - Vice Presidents Salver Event 3 – Country Championship Event 4 - Presidents Cup Event 5 - Individual Stableford Event 6 – 4BBB Stableford	 Aaron Southern & Richard Nairn (Barossa Valley) Max Williams & Chris Moyle (Nara) Craig Sunderland (Millicent) Chris Moyle (Naracoorte) (A) Daniel Hein (Swan Reach) (B) Chris Moyle (Naracoorte) Scott Lawire & Loren Bald (Nara)
Business Women’s Championship (19 & 26 Oct 08 at North Adelaide)	Silver - Sophie James (Glenelg) Bronze - Linda Ferris (North Adel)
Open Week (W) (20-22 Oct 08 at Vines, Mt Osmond, Kooyonga, TT Gully, Mt Lofty) Country Champion (silver) Bronze Country Veterans Champion Britten Jones Cup Lady Hore Ruthven Cup Ethel Wyatt Memorial Bowl Champion of Club Champions	 Deb Christie (Lameroo) Sandra Winn (Belair Pk) Di Traeger (Lameroo) Deb Chirstie, Jane Huges, Di Treager (Lameroo) Ros Brunton, Jan James, Mary O’Hagan, Jan Threadgold (Vines) Sandra Wynn (Belair Park) Chris Trimmer (Glenelg)
Statewide Event (W) International Bowl Shylie Rymill Foursomes Hon Secretary &Handicap Manager Salver	 (S) Sue Hedley (Grange) (B) Libby Hayward (Maitland) Yvonne Wade & Sam Wake (Bwd) Gail Strauss (Waikerie)
Golf SA Men’s Senior Championship (22-24 Oct 08 Murray Bridge)	Ross Percy (Cobram Barooga)
SAAGA Amputee Golf Open (4-7 Nov 08 Adelaide Shores)	(m) Geoff Nicholas (w) Trudi Tassone
Senior Vardon Trophy	(m) Nick Cullen (Grange) (w) Sarah King (Royal Adelaide)
Golf SA Medal & Amateur Championship (8-15 Feb 09 Blackwood, Flagstaff Hill, Thaxted Park, Kooyonga)	<i>Medal:</i> (m) Jordan Sherratt (Thaxted Pk) (w) Jovanna Bozanic (Royal Adel) <i>Amateur Champion:</i> (m) Sam Gava (Kooyonga) (w) Emma Ash (Kooyonga)
Veteran’s Championship (W) (9-15 Feb at Flagstaff Hill & Thaxted Park)	(S) Lorry Brown (Blackwood) (B) Jan Holt (Thaxted Park)
Bronze Cup (9 -15 Feb ar Thaxted Park & Kooyonga)	Deb Weir (Royal Adelaide)
Golf SA Amateur Classic (M) (16-19 Apr 09 Royal Adelaide)	Daniel Nisbet (Caboolture)

Nora Maskell Handicap Foursomes (15 May 09 at The Vines)	Ann Morton & Lisa Gray (Echunga)
--	----------------------------------

Junior Championships & Events

<i>Event</i>	<i>Winner</i>
Golf SA Junior Girls’ Championship Golf SA Country Junior Girls’ Championship (7-11 Jul 08 at Flagstaff Hill)	Emma Ash (Kooyonga) Kerry Higgins (Victor Harbor)
Country Group Teams & Boys Championship (20-21 Sep 08 at Clare)	Brad Moules (Royal Adelaide)
Aaron Baddeley International Qualifying (3 Oct 08 at Thaxted Park)	(g) Caitlin Roberts (Royal Adel) (b) Alex Curtin (Royal Adelaide)
Golf SA 72 Hole Junior Open (15-16 Dec 08 at The Grange)	(g) Caitlin Roberts (Royal Adel) (b) Anthony Murdaca (Grange)
Golf SA Junior Open (18-19 Dec 08 at Thaxted Park)	Cameron Baulderstone (R Adel)
Junior Masters (8-9 Jan 09 Royal Adelaide)	Sean Ong (Kingswood)
Golf SA Junior Championship (12-16 Jan 09 Tea Tree Gully & Riverside)	(g) Emma Ash (Kooyonga) (b) Anthony Murdaca (Grange)
Junior Open (22-23 Jan 09 Grange/Kooy)	Sam Gava (Kooyonga)
Jack Newton Junior (Apr 09 Westward Ho)	(g) Emma Ash (Kooyonga) (b) Brad Moules (McCracken)
Golf SA Junior Sandgreens (30-31 May 09 at Wallaroo)	Ryan Wheeler (Kadina)
Gatehouse Award	Megan Bleeze (Royal Adelaide)
Mary Cudmore	Niki Spurling (Kadina)
Junior Vardon	Brad Moules (McCracken)

Pennant

	<i>Winner</i>
Simpson Cup (M)	Grange
Grade 1(W)	Glenelg
A2 (M)	Highercombe
Grade 2 (W)	Kooyonga
Bonnar Cup (M)	Kooyonga
B2 (M)	Tea Tree Gully
Grade3 (W)	Thaxted Park
Sharp Cup (Junior)	Kooyonga
J2 (Junior)	Blackwood

Club Vardon Winners

	<i>Winner</i>
Mt Osmond - 11 Jan 09	(m) Anthony Nurdaca (Grange) (w) Cara Guest (Kooyonga) (b) Sam Gava (Kootyonga)
Mt Lofty - 18 Jan 09	(m) Daniel Speirs (Kooyonga) (w) Sophie James (Glenelg) (b) Tim Jenkins (Clare)
Tea Tree Gully - 1 Mar 09	(m) Jordan Sherratt (Thaxted Pk) (w) Ebony Heard (Kooyonga) (b) Patrick Sutherland (Kooyonga)
The Vines - 15 Mar 09	(m) Tom Bond (Grange) (w) Emma Ash (Kooyonga) (b) Patrick Sutherland (Kooyonga)
Riverside - 22 Mar 09	(m) Patrick Mentzel (Riverside) (w) Caitlin Roberts (Royal Adel) (b) Brad Moules (Royal Adelaide)
Flagstaff Hill - 29 Mar 09	(m) Max McCardle (Flagstaff Hill) (w) Caitlin Roberts (Royal Adel) (b) Patrick Sutherland (Kooyonga)
Thaxted Park - 5 Apr 09	(m) Chris Austin (Tea Tree Gully) (w) Caitlin Roberts (Royal Adel) (b) Brad Moules (Royal Adelaide)
Blackwood - 13 Apr 09	(m) Aaron Amos (Blackwood) (w) Ebony Heard (Kooyonga) (b) Jake Stockley (Royal Adelaide)

Glenelg - 21 Jun 09	(m) Justin Crowder (Grange) (w) Ebony Heard (Kooyonga) (b) Anthony Murdaca (Grange)
Kooyonga - 28 Jun 09	(m) Stephen Speirs (Kooyonga) (w) Ebony Heard (Kooyonga)
Royal Adelaide- 5 Jul 09	(m) Chris Brown (Grange) (w) Emma Ash (Kooyonga)
Grange - 12 Jul 09	(m) Andre Na (Grange) (w) Emma Ash (Kooyonga) (b) Brad Moules (Royal Adelaide)
Links Lady Bay - 18 Jul 09	(m) Stephen Speirs (Kooyonga) (w) Sarah King (Royal Adelaide)

State Team Representatives

<i>Event</i>	<i>SA Representatives</i>
Australian Men’s Interstate Matches (1-5 Sep 08 at Monash, NSW)	Adrian Wickstein (Glenelg) <i>Capt</i> Chris Austin (Tea Tree Gully) Chris Brown (Grange) Nick Cullen (Grange) Alex Hendrick (Grange) Max McCardle (Flagstaff Hill) Jordan Sherratt (Thaxted Park) Stephen Speirs (Kooyonga) Manager - Chris Whitford
Australian Women’s Interstate Matches (1-5 Sep 08 at Pymble, NSW)	Stephanie Na (Royal Adelaide) Jovanna Bozanic (Royal Adelaide) Sarah King (Royal Adelaide) Christine Trimmer (Glenelg) Cara Guest (Kooyonga) Emma Ash (Kooyonga) Manager - Lousie Dearing
Australian Colts Interstate Matches (1-5 Sep 08 at Mona Vale, NSW)	Andre Na (Grange) <i>Captain</i> Tom Bond (Grange) Matt Butler (Royal Adelaide) Justin Crowder (Grange) Matt McGowan (Glenelg) Heath Riches (Kooyonga) Manager - Bob Crosby
Country Interstate Series (m) v Victoria (1-2 Nov 08 at Mount Gambier)	Tim Atze (Pinnaroo) Brett Crosby (Bute) Dylan Goers (Tanunda) Brad Moules (McCracken) Trevor Smith (Naracoorte) Craig Sunderland (Millicent) Ramon Thorne (Loxton) Anthony Williams (Mt Gambier) Managers - Ian McInnes & Peter Howard
Country Junior Interstate Series (b) v Victoria (22-23 Nov 08 at Casterton VIC)	Tim Baker (Kooyonga) Alex Curtin (Royal Adelaide) Sam Gava (Kooyonga) Anthony Murdaca (Grange) Jake Stockley (Royal Adelaide) Patrick Sutherland (Kooyonga) Zac Fuller (Barossa Valley) Tim Jenkins (Clare) Doug Johns (Swan Reach) Adam Murdock (Warooka) James Ross (Mount Gambier) Will Somerfield (Mount Gambier)
Cudmore-Cheney Challenge (g) v Victoria (19-21 Jan 09 at Robe SA)	Christine Beasley (Mount Barker) Laura Birchmore (Grange) Emma Hayter (Kooyonga) Tahlia Pointon (Tea Tree Gully) Rachel Taylor (Mount Osmond) Elysia Yap (Kooyonga) Managers - Philly Stuart & Sue

	Humphries
Australian Boys Interstate Series (12-15 Apr 09 at Alice Springs NT)	Cameron Baulderstone (RAGC) Alex Curtin (Royal Adelaide) Sam Gava (Kooyonga) Brad Moules (McCracken) Anthony Murdaca (Grange) Patrick Sutherland (Kooyonga) Manager - Tony Bourne Coach - Allan Telford
Australian Girls Interstate Series (19-21 Apr 09 at Alice Springs NT)	Emma Ash (Kooyogna) Megan Bleeze (Royal Adelaide) Fiona Morrison (Royal Adelaide) Caitlin Roberts (Royal Adelaide) Katelyn Ryles (Westward Ho) Rachel Taylor (Mount Osmond) Managers - Philly Stuart & Sue Humphries Coach - Gareth Jones

Representative Events

<i>Event</i>	<i>SA Representatives</i>
Victorian Womens Amateur (6-11 Jul 08)	Jovanna Bozanic (Royal Adelaide) Sarah King (Royal Adelaide)
Federal Amateur (M) (3-6 Oct 08 Federal ACT)	Nick Cullen (Grange) Jordan Sherratt (Thaxted Park)
Jack Newton Junior Classic (7-10 Oct 08)	Emma Ash (Kooyonga) Caitlin Roberts (Royal Adelaide) John Hayes (Kooyonga) Brad Moules (McCracken)
Aaron Baddeley International Junior (31 Oct-2 Nov 08 at Heritage)	Jovanna Bozanic (Royal Adelaide) Caitlin Roberts (Royal Adelaide) Alex Curtin (Royal Adelaide) Pathrick Sutherland (Kooyonga)
Greg Norman Junior Masters (15-18 Dec 08)	Emma Ash (Kooyonga) Brad Moules (McCracken)
Masters of the Amateurs (12-15 Jan 09)	Chris Austin (Tea Tree Gully) Chris Brown (Grange)
Lake Macquarie Amateur (W) (15-18 Jan 09 Belmont NSW)	Jovanna Bozanic (Royal Adelaide) Sarah King (Royal Adelaide)
Lake Macquarie Amateur (M) (22-25 Jan 09 Belmont NSW)	Max McCardle (Flagstaff Hill) Stephen Speirs (Kooyogna)
Tasmanian Open (M) (19-22 Feb 09 at Launceston TAS)	Chris Brown (Grange) Alex Hendrick (Grange)
Tamanian Junior Masters (21-22 Jan 09)	Jake Stockley (Royal Adelaide) Patrick Sutherland (Kooyonga)
Victorian 72 Hole Stroke Play (W) (16-19 Feb 09 at Commonwealth)	Sarah King (Royal Adelaide) Cara Guest (Kooyonga)
Riversdale Cup (W) (22-25 Feb 09 at Riversdale VIC)	Sarah King (Royal Adelaide) Ebony Heard (Kooyonga)
Riversdale Cup (M) (6-9 Mar 09 at Riversdale VIC)	Chris Austln (Tea Tree Gully) Jordan Sherratt (Thaxted Park)
Bowra O’Dea 72 Hole Classic (6-8 April 09 at Lake Karrynyup)	Emma Ash (Kooyonga) Jovanna Bozanic (Royal Adelaide)
Mandurah Easter Classic (M) (10-13 Apr 09 at Mandurah WA)	Jordan Sherratt (Thaxted Park) Daniel Speirs (Kooyonga)
QLD Women’s Strokeplay (29 April-1 May 09 at Carbrook)	Ebony Heard (Kooyonga)
Keperra Bowl (M) (12-15 May 09 at Keperra QLD)	Max McCardle (Flagstaff Hill) Jordan Sherratt (Thaxted Park)
Handa Junior Masters (19-22 May 09 at The Vines WA)	Anthony Murdaca (Grange) Brad Moules (Royal Adelaide) Emma Ash (Kooyonga) Caitlin Roberts (Royal Adelaide)

Golf SA Results (1 April 08 - 30 June 08)

Senior Championships & Events

<i>Event</i>	<i>Winner</i>
Nora Maskell Handicap Foursomes (16 May 08 at Thaxted Park)	Robyn Cunningham & June Blackwell (Thaxted Park)
SA Amateur Championship (W) (2-6 June 08 at Blackwood)	Stephanie Na (Royal Adelaide)
Veteran’s Championship (W) (2-6 June 08 at Blackwood)	Juliet Hugo (Royal Adelaide)
Bronze Cup (W) (2-6 June 08 at The Vines & Blackwood)	Suzanne Moffat (Kooyonga)

Pennant

	<i>Winner</i>
Grade 1 (W)	Royal Adelaide
Grade 2 (W)	Royal Adelaide
Grade 3 (W)	Flagstaff Hill
Simpson Cup (M)	Grange
A2 (M)	Tea Tree Gully
Bonnar Cup (M)	Glenelg
B2 (M)	Thaxted Park
Sharp Cup (b)	Kooyonga
J2 (b)	Mount Osmond

Junior Championships & Events

<i>Event</i>	<i>Winner</i>
Jack Newton Junior Championship (22 April 08 at Westward Ho)	(g) Kystall O’Neill (Kooyonga) (b) Brad Moules (McCracken)
Junior Sand Greens (31 May-1 Jun 08 at Wallaroo)	Doug Johns (Swan Reach)

Club Vardon Winners

	<i>Winner</i>
The Vines - 6 Apr 08	(m) Ben Ash (Royal Adelaide) (b) Daniel Speirs (Kooyonga)
Blackwood - 22 Jun 08	(m) Jordan Sherratt (Thaxted Pk) (b) John Hayes (Kooyonga)
Glenelg - 29 Jun 08	(m) Jordan Sherratt (Thaxted Pk) (b) Brad Moules (McCracken)

Representative Events

<i>Event</i>	<i>SA Representatives</i>
Mastercard Junior Masters (20-23 May 08 at The Vines WA)	Brad Moules (McCracken) Daniel Speirs (Kooyonga) John Hayes (Kooyonga) Charles Shaw (Kooyonga)
NT Amateur (29 May - 1 Jun 08)	Chris Austin (Tea Tree Gully) Nick Cullen (Grange)

SAGA Results (1 January 08 - 31 March 08)

Senior Championships & Events

<i>Event</i>	<i>Winner</i>
SA Amateur Championship (28-29 Feb, 2 Mar 08 at Blackwood)	Chris Austin (Tea Tree Gully)
SA Medal (24-25 Feb 08 F/Hill & The Vines)	Stephen Speirs (Kooyonga)
SAGA Invitational	Daniel Willett (England)

Junior Championships & Events

<i>Event</i>	<i>Winner</i>
Junior Masters (10 & 11 Jan 08 at Royal Adelaide)	Brady Watt (WA) Team: Brady Watt & Aiden Bae (WA)

72 Hole Junior Open (17-18 Jan 08 at Kooyonga/Mt Osmond)	Sam Gava (Kooyonga)
Junior Championship (24-25 Jan 08 at Blackwood)	Brad Moules (McCracken)

State Team Representatives

Event	Winner
Australian Schools Teams Championship (22 Feb 08 at Grange East)	Henley High School Krystall O’Neil, Kerry Higgins, Caitlin Roberts
Australian Boys Interstate Series (25 Mar-3 Apr 08 at Spring Valley VIC)	Alex Curtin (Royal Adelaide) Brad Moules (McCracken) Charles Shaw (Kooyonga) Patrick Sutherland (Kooyonga) John Hayes (Kooyonga) Daniel Speirs (Kooyonga) Sam Gava (Kooyonga) Coach: Tony Meyer Manager: David Brand

Club Vardon Winners

	<i>Winner</i>
Mount Osmond - 13 Jan 08	(m) Adrian Wickstein (Glenelg) (b) Sam Gava (Kooyonga)
Mount Lofty - 20 Jan 08	(m) Chris Austin (Tea Tree Gully) (b) Tim Baker (Kooyonga)
Flagstaff Hill - 3 Feb 08	(m) Alex Hendrick (Grange) (b) Charles Shaw (Kooyonga)
Tea Tree Gully - 10 Feb 08	(m) Tom Bond (Grange) (b) Brad Moules (McCracken)
Riverside - 9 Mar 08	(b) Daniel Speirs (Kooyonga)
Thaxted Park - 30 Mar 08	(m) Darren Baynes (Grange) (b) Tim Baker (Kooyonga)

SAGA Results (1 January 07-31 December 07)

Junior Championships & Events

Event	Winner
Junior Masters (11-12 Jan 07 at Royal Adelaide)	Ryan McCarthy (Tas) Team: Matthew Giles & Brendan Smith (NSW)
Junior Championship (21 & 28 Jan 07 at Tea Tree Gully & Grange)	Sam Gava (Kooyonga)
SAGA Junior Sandgreens (2-3 Jun 07 at Wallaroo)	Nathan Ramsey (Maitland)
Country Junior Championship (15-16 Sep 07 at Loxton) Country Group Teams	Brad Moules (McCracken) South East (Cory Baker, Thomas Walker, James Ross, Chris Whisson)
SA Junior Mixed Foursomes (11 Nov 08 at Grange)	Patrick Sutherland (Kooyonga) & Sam Holt (Royal Adelaide)
72 Hole Junior Open (6-7 Dec 07 at Willunga)	John Hayes (Kooyonga)
72 Hole Junior Open (17-18 Dec 07 at Grange)	Daniel Speirs Kooyonga)
Junior Vardon	Chris Brown (Grange)

Senior Championships & Events

Event	Winner
SA Amateur Championship (1, 2, 4 Mar 07 at Tea Tree Gully)	Chris Austin (Tea Tree Gully)
SA Medal & Amateur Championship (25 Feb - 4 Mar 07 Grange East & Glenelg)	<i>Medal:</i> Jordan Sherratt (Thaxted Park) <i>Amateur Champion:</i>

	Chris Austin (Tea Tree Gully)
SAGA Invitational (12-15 Apr 07 at Glenelg)	Rick Kulacz (WA) Team:R Kulacz & S Hunter (WA)
SA Foursomes (19 Aug 07 at North Adelaide)	Peter Cooke (Royal Adelaide) & Jordan Sherratt (Thaxted Park)
SA Senior Cup (9 Aug 07 Blackwood)	Colin Wade (Blackwood)
Sandgreens Championship A Div (11-12 Aug 07 at Yankalilla) B Div (11-12 Aug 07 at Peterborough)	Shannon Matthews (Grange) David Grace (Clare)
SA Foursomes Championship (19 Aug 07 at North Adelaide)	Jordan Sherratt (Thaxted Park) & Peter Cooke (Royal Adelaide)
SA Senior Amateur Championship (13-14 Sep 07 at Flagstaff Hill)	William Wellington (Tas)
SAGA Country Week (24-28 Sep 07) Country Champion – Stroke Play Country Champion – Match Play President’s Cup (Stroke Play) Individual Stableford Group Association Championship	Max McArdle (South Lakes) Craig Sunderland (Millicent) Philip Johns (Pt Pirie) Chris Moyle (Naracoorte) Lower North: T Barry, D Goers, J Nairn, B Parkin, P Pridham, A Southern Millicent: H Fennell, L MacGregor, M Pretty, C Sunderland R Nairn & A Southern D Hein & D Johns J Nairn & P Pridham
Club Teams Championship	
Country Foursomes Championship Vice President’s Salver Four Ball Better Ball Stableford	
SA MixedFoursomes (11 November 07 at Grange)	Stephanie Na (Royal Adelaide) & Andre Na (Grange)
SAGA Senior Vardon	Peter Cooke (Royal Adelaide)

SAGA Pennant

	Winner
Simpson Cup	Grange
A2 Pennant	Riverside
Bonnar Cup	Royal Adelaide
B2 Pennant	The Vines
J1	Kooyonga
J2	The Vines

Club Vardon Winners

	Winner
Mount Osmond - 14 Jan 07	(m) Jordan Sherratt (Thaxted Pk) (b) Sam Gava (Kooyonga)
Flagstaff Hill - 4 Feb 07	(m) Jordan Sherratt (Thaxted Pk) (b) Chris Brown (Grange)
Tea Tree Gully - 11 Feb 07	(m) Brett Crosby (TTG) (b) Patrick Sutherland (Kooyonga)
Riverside - 18 Mar 07	(m) B An (b) Chris Brown (Grange)
Thaxted Park - 25 Mar 07	(m) Justin Cooper (Thaxted Park) (b) Scott Ready
Mount Lofty - 1 Apr 07	(m) Nick Cullen (Grange) (b) Chris Brown (Grange)
Blackwood - 9 Apr 07	(m) Nick Cullen (Grange) (b) Anthony Murdaca (Grange)
The Vines - 22 Apr 07	(m) Stephen Speirs (Kooyonga) (b) John Hayes (Kooyonga)
Glenelg - 24 Jun 07	(m) Peter Cooke (Royal Adelaide) (b) Sam Gava (Kooyonga)
Kooyonga - 1 Jul 07	(m) James McDonald (Glenelg)
Royal Adelaide - 15 Jul 07	(m) Peter Cooke (Royal Adelaide)
Grange - 22 Jul 07	(m) Peter Cooke (Royal Aelaide) (b) Chris Brown (Grange)

Link Lady Bay - 28-29 Jul 07	(m) Adrian Wickstein (Glenelg)
------------------------------	--------------------------------

State Teams Representatives

	Winner
Australian Junior Interstate Matches (16-19 April 2007 at Cottesloe WA)	Justin Crowder (Grange) <i>Capt</i> John Hayes (Kooyonga) Sam Gava (Kooyonga) Daniel Speirs (Kooyonga) Chris Brown (Grange) Brad Moules (McCracken) <i>Development Squad:</i> Alex Curtin (Royal Adelaide) Patrick Sutherland (Kooyonga) Coach: Nick McCormack Manager: Kym Garrick
Australian Men’s Interstate Matches (17-21 Sep 07 at Launceston Tas)	Jarrad Roxby (Kooyonga) <i>Capt</i> Chris Austin (Tea Tree Gully) Chris Brown (Kooyonga) Peter Cooke (Royal Adelaide) Nick Cullen (Grange) Ben Hallam (Glenelg) Jordan Sherratt (Thaxted Park) Stephen Speirs (Kooyonga) Coach: Tony Meyer Manager: Chris Whitford
Australian Colts Interstate Matches (17-21 Sep 07 at Mowbray Tas)	John Corbett (Glenelg)– <i>Capt</i> Ben McBride (Glenelg) James McDonald (Glenelg) Andre Na (Grange) Heath Riches (Kooyonga) Adrian Wickstein (Glenelg) Coach - Tony Meyer Manager - Bob Crosby
Country Interstate (m) v VIC (3-4 Nov 07 at Nhill VIC)	Brett Crosby (Bute) Wayne Forrest (Port Pirie) Dylan Goers (Tanunda) Max McCardle (South Lakes) Brad Moules (McCracken) Brad Steele (Willunga) Craig Sunderland (Millicent) Ramon Thorne (Loxton) Managers - Ian McInnes & Fred Whitehorn
Interstate Country Junior Team (23 -25 Nov 07 at Lake Albert)	Metro: Alex Curtin (Royal Adelaide) Sam Gava (Kooyonga) John Hayes (Kooyonga) Charles Shaw (Kooyonga) Daniel Speirs (Kooyonga) Patrick Sutherland (Kooyonga) Country: Cory Baker (Mount Gambier) Rhys Lyons Boyd McCurry Brad Moules (McCracken) James Ross (Mount Gambier) Thomas Walker (Mt Gambier) Manager - John Muller Coach - Tony Meyer

Representative Events

Event	SA Representatives
Lake Macquarie Amateur 25-28 Jan 07	Nick Cullen (Grange) Jarrad Roxby

Club & District Membership

Affiliated Metro Golf Clubs (21 clubs)

Member Delegates:		
Neil Brown, Sally Graham (Blackwood), John Butler, Heather Shekle (FlagstaffHill), Gavan Fox, Helen McMutrie (Glenelg), Jenny Giles, Ken May (Highercombe), Sally Hammer, John Frogley (Kooyonga), David Clough, Judi Denton (Mount Lofty), Andrew Marcus, Dorothy Paterson (Mount Osmond), Robert Naffin, Alan Wolf (North Adelaide), Ian Clarke, Russell Miller (Penfield), Brian Appleby, Leonie Lindsay (Riverside), David Black, Susan Hunt (Royal Adelaide), Robert Crosby, Libby Emery (Tea Tree Gully), Micheal Mace, Lyn Pascoe (Thaxted Park), Tony Bourne, Deb Middleton (Grange), John Ward, Terry Ward (The Vines), Alan Campbell, Margaret Hill (Westward Ho)		
	2009	2008
Blackwood Golf Club	960	1036
Flagstaff Hill Golf Club	723	722
Glenelg Golf Club	1489	1476
Highercombe Golf and Country Club	364	364
Kooyonga Golf Club	1316	1308
Mount Lofty Golf Club	306	291
Mount Osmond Golf Club	1339	1335
North Adelaide Golf Club	307	255
Penfield Golf Club	461	461
Riverside Golf Club	1037	1039
Royal Adelaide Golf Club	1090	1122
Tea Tree Gully Golf Club	921	921
Thaxted Park Golf Club	484	492
The Grange Golf Club	1928	1925
The Vines Golf Club of Reynella	723	768
Westward Ho Golf Club	476	445
Marion Park Golf Club	38	38
North Haven Golf Club	75	115
North Lakes Golf Club	96	111
Regency Park Golf Club	58	65
The Palms Mawson Lakes Golf Club	183	183
	14374	14472

Eyre Peninsula District Golf Clubs (20 clubs)

Member Delegates:		
Des Coote, Gay Fiebig, Kerry Johnson, Tom Kenny (Cowell)		
	2009	2008
Ceduna Golf Club	38	44
Cleve Golf Club	42	61
Coffin Bay Golf Club	56	56
Cowell Golf Club	19	22
Cummins Golf Club	60	60
Darke Peak Golf Club	15	17
Elliston Golf Club	20	20
Iron Knob Golf Club	7	7
Kimba Golf Club	46	46
Kyancutta Golf Club	17	17
Lock Golf Club	14	17
Louth Bay Golf Club	0	23
Poochera Golf Club	10	10
Port Kenny Golf Club	7	7
Port Lincoln Golf Club	318	289
Port Neill Golf Club	23	23
Smoky Bay Golf Club	15	15
Streaky Bay Golf Club	62	62
Tumby Bay Golf Club	50	43
Whyalla Golf Club	331	331
Wirrulla Golf Club	7	7
	1157	1177

Mid/Lower North District Golf Clubs (17 clubs)

Member Delegates:		
Robert Bengner (Saddleworth), Reva Cullen (Burra), Bill Klaebe (Clare) Gloria Potter (Gawler)		
	2009	2008
Balaklava Golf Club	48	48
Barossa Valley Golf Club	309	307
Blyth Golf Club	18	23

Burra Golf Club	71	67
Clare Golf Club	160	122
Eudunda Golf Club	13	16
Gawler Golf Club	407	439
Hamley Bridge Golf Club	65	69
Kapunda Golf Club	173	147
Morgan and Cadell Golf lub	10	18
Mount Pleasant Golf Club	92	92
Owen Golf Club	23	23
Port Wakefield Golf Club	22	22
Riverton Golf Club	42	48
Saddleworth Golf Club	43	40
Tanunda Pines Golf Club	215	242
Two Wells Golf Club	52	71
Total Members	1763	1794

Murraylands District Golf Clubs (10 clubs)

Member Delegates:		
Deb Christie (Lameroo), Ken Graetz (Murray Bridge), Trevor Rasheed (Lake Albert), Stephen Kroehn (Swan Reach)		
	2009	2008
Cambrai Golf Club	12	12
Coonalpyn Golf Club	10	10
Karoonda Golf Club	11	11
Lake Albert Golf Club	67	53
Lameroo Golf Club	70	73
Mannum Golf Club	96	96
Murray Bridge Golf Club	253	253
Pinnaroo Golf Club	84	67
Swan Reach Golf Club	40	40
Tailem Bend Golf Club	51	51
	694	666

Northern District Golf Clubs (27 clubs)

Member Delegates:		
Jenny Hughes (Port Germein), Michael Kreiger (Port Broughton), Fred Whitehorn (Yacka), Mariyln Woolford (Port Germein)		
	2009	2008
Blinman Golf Club	4	5
Booleroo Centre Golf Club	18	18
Broken Hill Golf Club	3	32
Coober Pedy Golf Club	17	13
Crystal Brook Golf Club	53	53
Georgetown Golf Club	10	6
Gladstone Golf Club	14	15
Hallett Golf Club	8	8
Hawker Golf Club	21	21
Jamestown Golf Club	58	65
Laura Golf Club	29	29
Leigh Creek Golf Club	10	10
Orroroo Golf Club	29	29
Peterborough Golf Club	70	72
Port Augusta Golf Club	225	205
Port Broughton Golf Club	85	76
Port Germein Golf Club	30	33
Port Pirie Golf Club	114	132
Quorn Golf Club	27	25
Roxby Downs Golf Club	130	76
Snowtown Golf Club	26	26
South Broken Hill Golf lub	32	38
Stirling North Golf Club	16	19
Tarcowie Golf Club	19	19
Wilmington Golf Club	18	17
Wirrabara Golf Club	28	30
Woomera Golf Club	9	9
Yacka Golf Club	34	33
	1137	1114

Riverland District Golf Clubs (5 clubs)

Member Delegates:		
Jamie Coombe (Renmark), Brian Martin (Berri), Ian McInnes (Loxton), Carol McKendrick (Barmera)		
	2009	2008
Barmera Golf Club	113	106
Berri Golf Club	152	144
Loxton Golf Club	123	136
Renmark Golf Club	150	150
Waikerie Golf Club	112	92
	650	628

South-Eastern District Golf Clubs (14 clubs)

Member Delegates:		
Chris Bailey (Millicent), Stephen Goldsworthy (Blue Lake), Sue Kilsby (Penola), Mary Winsor (Penola)		
	2009	2008
Beachport Golf Club	54	54
Blue Lake Golf Club	255	202
Bordertown Golf Club	138	126
Keith Golf Club	63	63
Kingston Golf Club	120	107
Lucindale Golf Club	68	68
Millicent Golf Club	122	122
Mount Gambier Golf Club	499	407
Naracoorte Golf Club	240	208
Padthaway Golf Club	17	17
Penola Golf Club	87	87
Port MacDonnell Golf Club	80	81
Robe Golf Club	111	99
Tintinara Golf Club	42	42
	1896	1683

Southern District Golf Clubs (18 clubs)

Member Delegates:		
Jenny Butcher (South Lakes), Janeen Coleman (Echunga), Robert Elder (Oakbank), Jim Goldfinch (Victor Harbor), Priscilla Loughhead (Echunga), John Lowry (South Lakes), David Manning (Echunga), Pat Umlaf (Echunga)		
	2009	2008
Belair Park Golf Club	161	159
Echunga Golf Club	511	464
Fleurieu Golf Club	101	133
Kingscote Golf Club	72	68
Links Lady Bay Golf Club	141	141
McCracken Country Club	227	249
McLaren Vale Golf Club	229	228
Mount Barker-Hahndorf Golf Club	503	535
Nairne Golf Club	42	39
Oakbank Golf Club	241	209
Parndana Golf Club	36	36
Penneshaw Golf Club	70	50
South Lakes Golf Club	592	577
Strathalbyn Golf Club	86	86
Sunset Cove Resort	55	55
Victor Harbor Golf Club	495	548
Willunga Golf Club	506	492
Yankalilla Golf Club	68	76
	4136	4145

Yorke Peninsula District Golf Clubs (15 clubs)

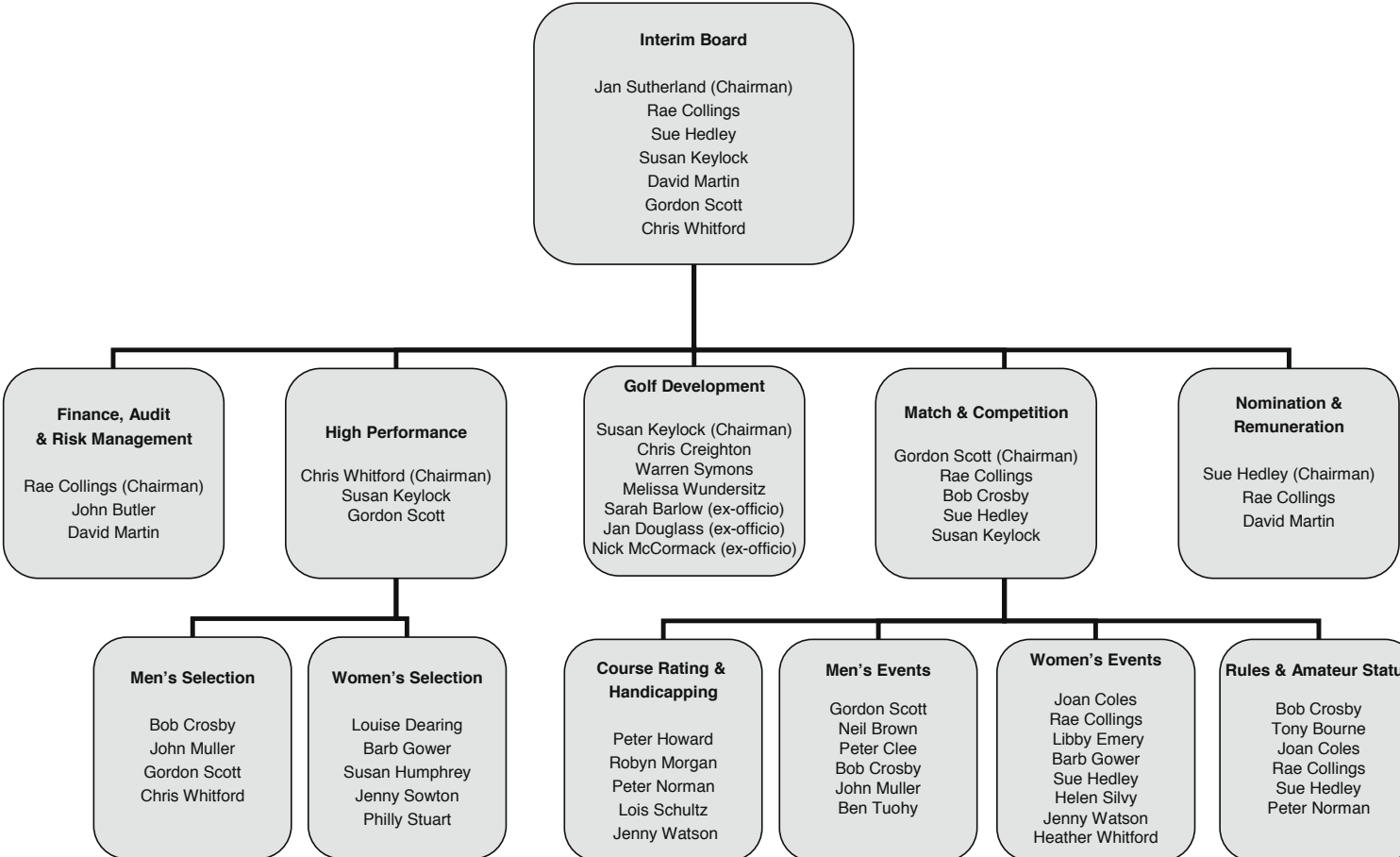
Member Delegates:		
Dennis Huston (Yorke town), Jan Mashford (Ardrossan), Wendy Venning (Kadina), Bill Williams		
	2009	2008
Ardrossan Golf Club	125	122
Bute Golf Club	26	26
Curramulka Golf Club	26	26
Edithburgh Golf Club	22	22
Kadina Golf Club	141	143
Maitland Golf Club	78	88
Minlaton Golf Club	87	84
Moonta Golf Club	103	101
Port Victoria Golf Club	46	46

Port Vincent Golf Club	20	20
Stansbury Golf Club	46	46
Wallaroo Golf Club	83	83
Warooka Golf Club	61	61
Wool Bay Golf Club	16	16
Yorke town Golf Club	29	29
	909	913

Social Clubs (59 clubs)

	2009	2008
200 D Golf Club	8	15
Adelaide Nomads Golf Club	25	25
Airies Golf Club	20	20
Airport Golf Club	5	5
Alberton Golf Club	18	0
Aus Post-Tel Institute (API)	45	45
Balfours Golf Club	15	17
Belair Hotel Golf Club	37	38
BG Golf Club	18	18
Bridgestone Golf Club	25	25
Cavan Golf Club	20	22
Country United Golf Club	0	15
Cove Golf Club	24	21
Croatian Golf Club	8	8
CTA Golf Club	16	16
Edinburgh RAAF Golf lub	108	108
EET Golf Club	17	17
Electrolux Golf Club	28	28
Executive Women's Golf lub	13	13
Fairways Golf Club	17	17
Fulham Ramblers Golf Club	20	20
Hawks Golf Club	18	18
Henley Golf Club	16	16
Ingle Farm Golf Club	43	45
Islington Golf Club	16	16
Jimminy Crickets Golf Club	0	0
Kaycee Golf Club	13	13
Kilburn RSL	19	19
Kiwi Golf Club Adel Inc	22	22
Maid of Auckland Golf lub	9	10
Mitsubishi Staff Golf Club	42	42
Monroe Golf Club	15	15
Network Golf Social Golf lub	20	0
Oddballs Golf Club	9	9
Panther Golf Club	28	28
Pin High Golf & Social lub	18	0
Port Noarlunga Golf Club	11	11
Prospectors Golf Club	19	16
Reynella Golf Club	26	26
Rosewater Golf Club	10	10
Shell Company Golf Club	16	15
Royal Automobile Assoc taff Golf Club	28	28
SA Hardware Golf Club	54	62
SA Italian Golf Club	181	181
SA Metro Fire Service Golf lub	24	24
SA Oil-Industry Golf ssociation	40	35
SA Police Golf Club	43	46
SA Public Golf Club	25	0
SA Sports Golf Club	14	12
SA Taxi Golf Club	31	33
Southern Cross Golf Club	35	34
Talunga Golf Club	22	21
The Drayton Golf Club	9	9
The Oaks Golf Club	28	28
Tin Cup Golf Club	15	9
Transport Golf Club	33	33
Wellington Golf Club	8	8
Windmill Golf Club	19	22
	1466	1409

Golf SA Committees



Golf SA Delegates to Golf Australia

Gordon Scott and Sue Hedley

Golf SA Representatives to Golf Australia Committees

Championships Committee – Gordon Scot

Handicapping & Course Rating Committee – Bob Crosby

Rules of Golf & Amateur Status Committee – Bob Crosby

Notes:



EISENHOWER TROPHY

DAILY SUMMARY

COUNTRY	COURSE/SCORE
SCOTLAND	-22
UNITED STATES OF AMERICA	-12
SWEDEN	-6
FRANCE	-5
ITALY	-5
AUSTRALIA	-2
SPAIN	-1
NETHERLANDS	-1
CANADA	0

INDIVIDUAL	COURSE/SCORE
USA R FOWLER	-10
SCO C MACAULAY	-9
CAN N TAYLOR	-8
SCO W BOOTH	-6
ENG S HUTSBY	-3
CHI N GEYGER	-2
ESP P ORIOL	-2
SWE J KENNEGARD	-1

B KIM
T SONG
W KIM
TEAM TOTAL
SCORE
COURSE
PLAYER
K BRODERS
M GAVARS
R PRAGS
TEAM TOTAL
SCORE
COURSE





T 08 8352 6899
F 08 8352 3900
E admin@golfsa.com.au

Golf South Australia Inc.
249 Henley Beach Road
Torrensville SA 5031

PO Box 356
Torrensville Plaza SA
5031

www.golfsa.com.au



Government of South Australia
Office for Recreation and Sport

be active.