



2016/17  
**ANNUAL  
REPORT**





2017  
ISPS HANDA  
Women's  
Australian Open



Ha Na Jang (Korea)

# Contents

<b>Golf SA Board</b>	<b>2</b>
<b>Staff &amp; Committees</b>	<b>3</b>
<b>Committee Reports</b>	
Chairman's Report	<b>4</b>
Chief Executive Officer's Report	<b>5</b>
Club Support & Country Report	<b>6</b>
Finance Audit Risk Management Report	<b>7</b>
High Performance Committee Report	<b>8</b>
Player Participation Report	<b>10</b>
Marketing & Communications Report	<b>11</b>
<b>SA Golf Industry Awards Night</b>	<b>12</b>
<b>SA Golf Industry Hall of Fame</b>	<b>13</b>
<b>Finance Reports</b>	<b>16</b>
<b>State Representatives</b>	<b>32</b>
<b>Event Results</b>	<b>33</b>
<b>Membership</b>	<b>35</b>



# Golf SA Board



Tony Timmins (9)  
*Chairman*



Tony Bourne (9)



Bill Klæbe (8)



Susan Seja (8)



Josie Gale (9)



John Norman (9)



Sarah Chia (8)

There were 9 board meetings for the year.

*\*() The number of Board Meetings attended*



# Staff and Committees

## Staff

Chris Luz-Raymond – *CEO*  
Christian Puccini – *Communications & Development Manager*  
Leah Tattersall – *Competitions Manager*  
Margaretann Burgess – *Finance Manager*  
Allan Telford – *Development Coach*  
Alicia Smith – *Administration & High Performance Coordinator*  
Gareth Jones – *State Coach*  
Jamie Clutterham – *Assistant State Coach*  
Adrian Wickstein – *Assistant State Coach*

## Finance, Audit and Risk Management Committee

John Norman (*Chair*)  
Tony Timmins  
Dennis Hales

## One Golf

Sarah Chia (*Chair*)  
Tony Timmins  
Rod Phillips

## Match Committee

Tony Timmins (*Chair*)  
Jenny Butcher  
Patrick Mentzel  
Deb Percey  
Rod Phillips  
Susan Seja

## Player Participation Committee

Susan Seja (*Chair*)  
Darren Baynes  
Jamie Clutterham  
Josie Gale  
Jan Hinkley  
Nathan Pepper

## Marketing & Communications Committee

Josie Gale (*Chair*)  
David Brand  
Patrick Mentzel  
Cameron Mudge

## High Performance Committee

Tony Bourne (*Chair*)  
Barry Green  
Karen Simmonds  
Gareth Jones (*ex-Officio*)  
Jamie Clutterham (*ex-Officio*)

## Club & District Support Committee

Bill Klæbe (*Chair*)  
Jim Wheeler  
Adrian Johnston  
Adrian Edgar (*ex-Officio*)  
Alan Tarry (*ex-Officio*)





# Chairman's Report

## It is my pleasure to present the Golf SA Annual report for the year ending 30th June 2017.

My first year as Chair has been quite revealing as to the true extent of the activities conducted by our staff and I congratulate them on their achievements.

In February this year SA and world golf fans were treated to another excellent showcasing of Women's golf with the staging of the Women's Australian Open at the Royal Adelaide Golf Club. With an increase in patronage on the previous year at The Grange expectations are high for a further boost in 2018 when the event is hosted by The Kooyonga Golf Club. The opportunity this event presents for SA to highlight both our golfing and general tourism credentials is outstanding.

Golf SA extends its congratulations to the Royal Adelaide Golf Club for hosting the event, for presenting the course in immaculate condition and for coordinating the large number of volunteers that came forward to help.

As mentioned in our last two annual reports Golf Australia and the State bodies are still in discussions regarding the pros and cons of a centralised administration of golf in Australia. Golf Australia has been fine tuning its proposal and as I write this we are still in the throes of evaluating the details of their offer. All I can say at this stage is stand by for further announcements. Your Board can appreciate that the 'One Golf' concept offers a better way forward for the Australian golf industry however our final decision will be based on if it is 'in the best interests of clubs and golfers in SA and if we will be better off as a result

The latest figures on participation and membership in Australia and SA indicate that we may have turned the corner from the slow but steady decline that

commenced many years ago. This is indeed good news but it is a little too early to claim a full reversal of the trend. There has been a large rise in Social Golf Club membership which will hopefully nurture a new batch of aspiring club members in years to come. In this regard may I encourage you all to be enthusiastic advocates for the game of golf. If we want to continue to enjoy this wonderful game we need to help our clubs by attracting new members which is the only way clubs can survive and remain financially viable. The future of golf is our responsibility so why not make it your goal to introduce at least one new member in the near future.

The major events, the Golf SA Classic and Rene Erichsen Trophy continue to be well supported, attracting many players from Interstate. Golf SA remains indebted to the clubs that continue to provide access to courses and tee times for our major events and to the volunteers that help us to run and present these events at a very high standard.

We remain indebted to the Office for Recreation and Sport not only for the financial support that continues to be provided, but also for the many indirect services it provides by way of networking opportunities, training and development sessions to the Board, our volunteers and staff.

Sponsorship remains an important part of Golf SA's role. I would like to thank our local sponsors the W Sports & Media, MGA Insurance Brokers and Golf Car Solutions for their ongoing support. At the same time, I acknowledge our national sponsors CCA Amatil, Hostplus and Qantas for their contribution.

Finally, on behalf of the Board, I would like to take this opportunity to thank all those people that help to make the playing of Golf a mostly enjoyable experience for all of us. Where would we be without our volunteers at all levels, be they at club, district or state level. At a personal level I wish to thank my fellow Board Members, the CEO and Office Staff for the help that they have given me in the period of this report.

**Tony Timmins**  
Chair, Golf SA

# Chief Executive Officer's Report

**The year 2016-2017 appears to have gone by more quickly than anticipated. From a Golf SA Office point of view, the year was punctuated by the events and activities that occur.**

July is the Pennant Final and Women's Country Week, September is Men's Country Week and the State Championship that spills into October. October activities include Golf Month, the Awards Night and the Golf SA AGM. November encompasses the mid-Amateur and Senior Cup leading to December and a number of Junior Opens. Somewhere in the preceding months are also Men's Sandgreens and Men's Country Interstate Series.

January sees junior events – Junior Masters and Junior Opens in quick succession - and the Club Vardons. January is also the period when invoices for Affiliation Fees are sent to our Clubs. For the last two years the ISPS Handa Women's Australian Open has taken centre-stage in February. March brings the Golf SA Classic & Rene Erichsen. April and May are when the Junior Amateur and Interstate Series are played. Pennant begins in April, running through to early July.

Underpinning this feast of golf events is a full year High Performance Program aimed at those elite athletes with ambition of '...turning professional...' and a Development Program that spans Primary and

Secondary Schools creating a pathway for juniors into the game of golf.

Every activity and event has a component of marketing and advertising – from the Golf SA website and Social Media through to hard-copy posters and flyers and traditional media. This is rounded out by administration in the form of a financial management system and inevitably meetings/forums, minutes, e-mails, telephone calls and face-to-face discussions.

It has been calculated that Golf SA conducts/is involved in the equivalent of over one hundred and twenty days' golf tournaments/events. Each of these tournaments/events days taking some two days (equivalent) administration and planning.

On your behalf, I take this opportunity to thank the professional and dedicated Golf SA Staff – Allan Telford, Margaret Burgess, Christian Puccini and Leah Tattersall for their efforts. In doing so I welcome Alicia Smith to the Golf SA Team and farewell Sophie Cocks. Thanks to the PGA Members who have been part of the HPP Coaching Panel – Gareth Jones, Jamie Clutterham and Adrian Wickstein. Thanks also to Adrian Edgar and Alan Tarry who have, as consultants, worked with our Clubs under the Club Support Program.

Finally, my acknowledgement of the Board of Golf SA for their thought-provoking leadership.

**Chris Luz-Raymond**  
*Chief Executive Officer*



# Club Support & Country Report

**It is with pleasure that I present the Club & District Support Committee Report for the year ending 30th June 2017. This Report will cover aspects of the Country Committee prior to the realignment of Board portfolios as a result of the new Strategic Plan.**

The Club Support Program (including Office for Recreation & Sport (ORS) Star Club and Golf SA Chip In) continued to be a high priority. The objective of the Program being to improve the governance, capability, financial performance and sustainability of participating golf clubs. Golf SA is looking to extend the Program through its consultants Adrian Edgar & Alan Tarry as well as through the ORS Star Club Field officer network.

To date some 27 Clubs have taken up the Chip In offer and a further 47 Clubs have participated in Star Club. Both the national Club Support Program and ORS Star Club Program are significant resources for Clubs to access. Both Programs have direct support and assistance through Golf SA Consultants (Chip In) and Field Officers (ORS Star Club). However, there are still many more Clubs that need to engage and participate in these Programs to secure the future of golf clubs through the Club Support Program.

Golf SA also continued its work with restructuring the eight Country Districts through adoption of a common Constitution and Regulations based on the ORS model. Club membership numbers showed a fall across six of the eight Country Districts – a trend that needs to be reversed for the health of our Clubs.

The major Country Championships and Events were on the whole well supported by participants:

- › Men's Sandgreens Championships: Particular thanks to Hamley Bridge Golf Club for presenting the golf course in such good condition especially after the impact of the Long Plains bush-fire on the Club.

- › Women's Country Week: Played at Tumby Bay, Whyalla, Ardrossan & Barossa Valley. Women's Country Week continues to draw very good participation numbers across the State.
- › Men's Country Week: Played outside the Metropolitan area for the first time in an effort to address increasing costs and course availability. Southern District host clubs included Links Lady Bay, Victor Harbor, South Lakes, McCracken and Mount Compass. Participant numbers were good but more players are needed to secure the long term future of the event.
- › District Pennant: Baramera Golf & Country Club hosted yet another keen competition between the eight Country Districts with the South East successful.
- › Men's Country Interstate vs Victoria: Credit to the Team for its victory – first time in nine years – captained by Daryl Morgan and managed by Peter Howard. No doubt the influence of coach Adrian Wickstein during the training weekend and playing the Royal Adelaide Vardon contributed to the win.

Thanks to all the Clubs that continue to support Country golf events with traditional country hospitality.

In closing, I once again wish to thank all Clubs that have hosted Country and Golf SA Events their Members, Volunteers and in particular the Staff at Golf SA for their support of Country Golf matters.

**Bill Klaebe**  
*Chair*  
*Club Support & Country*



# Finance Audit Risk Management Report

**Golf SA has reported an operating surplus of \$125,601 for the year, which was an increase on our expected position.**

As a not for profit organisation, Golf SA aims to run a balanced budget every year. The two major items contributing to the surplus from the 2016 financial year were: \$77,077 increase from affiliation fees and a \$33,365 decrease in expense for the club support program. With reference to the membership statistics contained in the annual report, majority of the affiliation fee increase can be attributed to The Social Golf Australia Golf Club, which is a national organisation but is affiliated with Golf SA for handicapping purposes. This may change in future years and accordingly the Board is being conservative about spending of these funds. Golf SA has allocated funds for spending on the Club Support program and we encourage clubs who have not taken advantage of the opportunity to consider this as part of their planning for the 2018 financial year whilst funding remains committed from Golf SA and the Office of Recreation and Sport.

The Women's Australian Open was again the major highlight on the South Australian golfing calendar. The direct expense to Golf SA was \$31,214 and is considered to have provided sound return through the publicity and making a positive contribution to the culture of the game in South Australia.

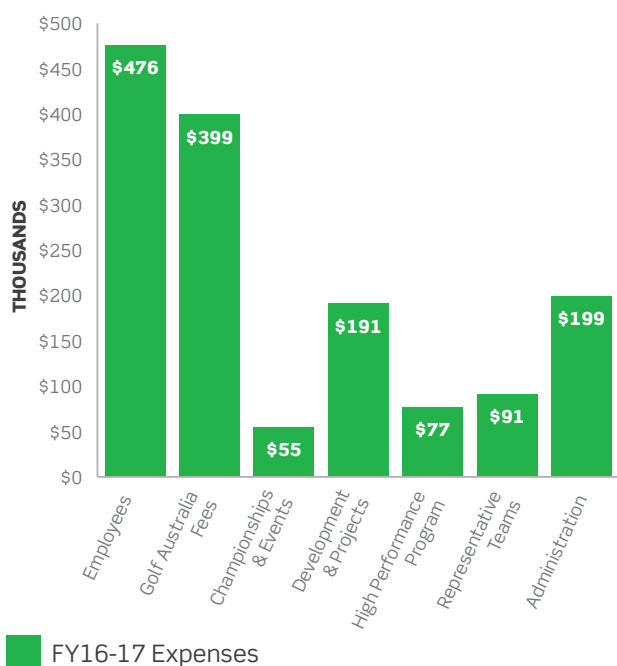
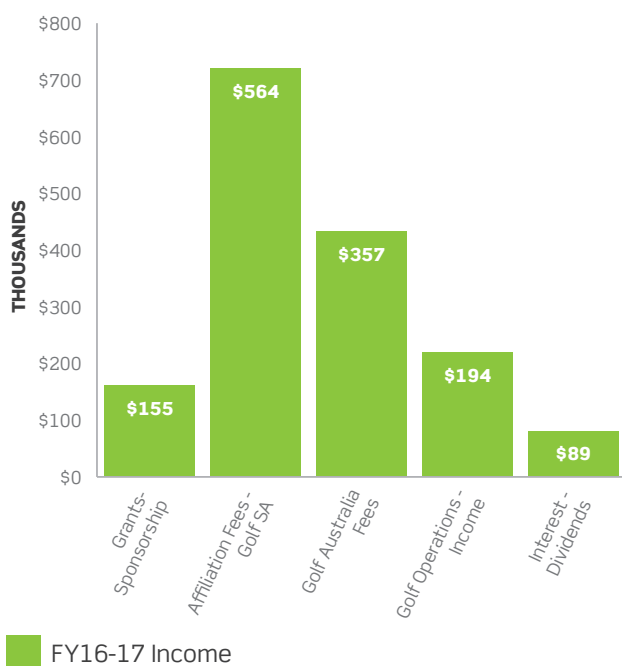
The investment portfolio is focussed on providing a sustainable dividend stream to supplement income, which is increasingly relevant with the continuation of low deposit rates. The dividends increased for the 2017 financial year by 2.7% to \$58,217, along with a profit on sale of shares of \$25,652 which has been re-invested post balance date. Golf SA maintains a diversified portfolio and continues to be advised on investment decisions by Taylor Collison.

There have been no major risk management incidents across the course of the year. There is a major change to child protection laws currently being processed in state parliament and Golf SA continues to liaise with the Office of Recreation and Sport to ensure Golf SA effectively implements any resulting changes.

The Auditor's Report provides the Association with a clean bill of health and reflects the robust policies and procedures in place for an organisation of our size.

I would like to thank committee members Tony Timmins and Dennis Hales as well as staff members' CEO Chris Luz-Raymond and Finance Manager Margaretann Burgess. All have contributed to another sound year of the finance, audit and risk functions of the Association.

**John Norman**  
Chair  
Finance, Audit & Risk Management Committee



# High Performance Committee Report

**The Golf SA High Performance Program continues to provide talented golfers with a development pathway to achieve their goals especially for those who aspire to the top level of national amateur or professional golf.**

The program is run as part of a National High Performance Program overseen by Brad James, Golf Australia High Performance Director. Until now the program has run on a July – June time frame, but to remain in synchrony with the Golf Australia program, this year’s program has been extended to December 2017, with the next intake in early 2018.

Gareth Jones retains his post as Head Coach and he is assisted by Jamie Clutterham (Women’s Coach) and with Adrian Wickstein assisting with the Men’s program. Selection for inclusion in the program remains aimed at Junior players and those recently moving into the Senior ranks. 2016/17 has also seen the introduction of a third level in the program, aimed at those who have only recently shown promise and who need to be nurtured to develop to the level needed for inclusion in the higher levels of the program. These were established at Sandy Creek (Braydon Wauchope), Mt Gambier (Craig Davis) and North Adelaide (Jamie Clutterham). The Talent ID camp run by Development Coach Allan Telford continues to serve as feeder program for the HP squads.

## High Performance Service Providers

In addition to the coaching panel, the squads continue to be well serviced by our other providers at the State Level:

- Ryan Lumsden (Biomechanics)
- Greg Rosenbauer (Physiotherapy)
- Kylie Baker (Sports Psychology)
- Tony Checker (Strength and Conditioning)

Golf Australia National has modified its Junior Camp program and has decided that these will be held at State Level, thus allowing greater numbers of squad members to have “one-on-one” exposure to the national service providers. The first of these was held at Glenelg in July and was attended by 8 of our squad members.

Three members of this year’s program, Lachlan Barker, Ella Adams and Emma Sutton, have accepted offers to further their education and golfing talents at colleges in the USA, starting in August this year.

Lachlan Barker and Jackson Kalz were selected by Golf Australia to attend the GA National Camp to be held in Houston from July 19-27 2017. En route to the camp Jackson placed 4th in an IMG Junior Championship event at Torrey Pines.

## National Championships

Jackson Kalz was the only SA player to make the cut in the Men’s Australian Amateur Championship (where he lost in the first round of match play) and the Boy’s Amateur Championship where he ultimately finished at +6 and T31.

In the Girl’s Amateur Championship Ella Adams and Jin-young Yun finished T22, while Charley Jacobs was T54.

## State Teams

The Men’s State team travelled to the Melville Glades Golf Club in WA for this year’s Interstate Teams Matches. Matthew Lisk was named Captain and returning players were Lachlan Barker from Glenelg Golf Club and Will Somerfield from Kooyonga. The five players to make their debuts were; Sam Burton (Glenelg), Billy Cawthorne (Royal Adelaide), Andrew Nakone Junior (The Grange), Joe Hodgson (Kooyonga) and junior state captain Jackson Kalz (Glenelg). The



SA Men’s State Team



SA Women’s State Team



series started with a good win over NT, but that would be the only victory. Results were close in several matches but the team could not capitalise and finished sixth overall.

The Women's Interstate Teams Matches were played at Royal Fremantle Golf Club. Ella Adams was named Captain and made her fifth consecutive appearance for South Australia, a remarkable achievement for a 17-year-old. Jin-young Yun from The Grange and Charley Jacobs from Glenelg returned to the team along with experienced Glenelg duo, Sarah Crocker and Elysia Yap along with Caitlin Roberts from The Grange. The team had high expectations but only managed to record a win against Tasmania and halve with WA, to finish the series in fifth position.

The Australian Boys' Interstate Teams matches were played at Riverside Oaks Golf Club in NSW. The only returning player was Captain Jackson Kalz from Glenelg. Five players making their debuts were Jack Buchanan, Harrison Burner and Frank Vucic all from Glenelg, with Andrew Fiebig from South Lakes and Kyle Hayter from Kooyonga. The team managed to defeat NT and Tasmania and halve with NSW to finish the series in sixth place. With five players available for selection the next two years, a rise back up the table is expected.

The Australian Girls' Interstate Teams matches were played at Port Kembla Golf Club. Returning players were Captain Ella Adams and Jin-young Yun from The Grange, Charley Jacobs and Emma Sutton from Glenelg and Caitlin Peirce from The Vines. 14 year-old Shakira-Ann Kuys from Port Augusta made her debut. Whilst the team improved on last year, they recorded only a halve with the Composite Team to finish sixth.

## Vardon Trophy

Winners of the Vardon Trophy are those players with the lowest scoring averages calculated over a number of events. Congratulations to Ella Adams for winning the Women's Vardon Trophy with a scoring average of

72.13 and to Lachlan Barker for winning both the Boy's and Men's Trophies. Barker averaged 71.17 across the junior events and 69.93 across the men's events.

## CONCLUSION

My thanks are extended to the other members of the HP Committee, Karen Simmonds, Barry Green and the members of the coaching panel - Gareth Jones, Jamie Clutterham and Allan Telford. Thanks also to the CEO and Office Staff, especially Sophie Cocks, for their assistance during the year.

### Tony Bourne

Chair

High Performance Committee



Men's & Boy's Vardon Trophy Winner - Lachlan Barker



Women's Vardon Trophy Winner - Ella Adams



SA Girl's State Team



SA Boy's State Team

# Player Participation Report

**The recent Australian Sports Commissions AusPlay Report (May 2017) showed that golf is the top club sport played by adults 18+ in Australia and when it comes to adults 45+ it is by far the top club sport with over 500,000 participants.**

Over the past 5 years club membership had been relatively stable in South Australia with a 1% decrease over this time. However total Membership is up over the same period due to an increase in affiliated social golfer numbers.

With an average membership age of 56 and an ageing population as well as potential threats to golf, we must be very consumer centric in our strategies going forward to make the most of the opportunities to grow the game.

Junior membership numbers in SA are at their highest since 2012 but there is significant room for growth at an entry level and with female membership at only around 19%, we at Golf SA are keen to participate in any programs put forward by Golf Australia, as well as our own initiatives that focus on growing these areas.

MyGolf, the junior program targeted to children between 5 and 12 years, and Swing Fit, an innovative introductory program with a primary target of women from 18-39 years, are two in which South Australia has had measurable success, reaching its participation target for 2016/2017 by March this year, thanks to Allan Telford, Christian Puccini and the team. For the next period, Golf SA will subsidise clubs purchase of MyGolf and Swing Fit kits as an added incentive for clubs to run these programs.

Golf SA has established a District – Schools and Club visits program this year, running over 3 months in the country playing season. Golf SA Development staff visit district schools and clubs conducting skill development sessions with the ultimate goal of getting more students qualifying for the Golf SA Primary Schools Golf Event. This event was an outstanding success, with more than double the number of players than the year before.

Golf Month is a nationwide celebration of golf, which is gathering momentum every year. Golf Month is a great way to celebrate our wonderful game, engage communities and inspire people to get into golf, through clubs offering fun, social and welcoming activities throughout the month of October.

Golf SA also runs a Girls Golf Camp as a live-in holiday activity where girls from around the state can participate in different golf-based skills activities.

Golf SA's events have had greatly increased numbers participating; the Junior Masters numbers were such that a ballot had to be conducted, similarly, entrants for the SA Amateur Classic and Rene Erichsen Trophy held in March had to be balloted out on the basis of handicap. Social golf clubs in South Australia too have increased their membership numbers, by 30% this year. These comprise both real and virtual (on-line) clubs, and the growing numbers indicate that traditional golf club membership may not always be ideal for golfers at different stages of their life.

The Player Participation Committee agrees with Golf Australia when it recommends that clubs provide their members with courses suitable to their ability. This often means rating a short course for beginners and juniors to make an easy transition to playing the regular course and a forward tee for men to provide an alternative to playing off the "tiger" tees which may not always be enjoyable for higher handicapped players. Golf SA has encouraged clubs who request a beginner's short course to identify it as the "Orange course" and the concept is now being recognized as meaning a club is friendly to beginners and juniors. SA now has rated five country and nine metropolitan Orange courses, and has received very positive feedback on their use, not only for juniors but for social days and for accomplished players to practice their short game while still playing in a handicapped competition.

Rules education in South Australia recommenced as Golf SA received the new material from Golf Australia, aligning Australia's rules education with that provided by the R&A and avoiding the duplication of effort experienced in the past. Golf SA has held two Level 1 Rules Seminars in the metro area, and five in the Districts. Golf SA will continue to run these seminars until early 2018, when preparation for the introduction of the proposed modernised rules will begin, with a view to making all players in SA familiar with the new Rules by the time they are introduced in January 2019.

Golf SA continues to receive questions from clubs and individuals on the conducting of competitions, on the wording of Local Rules and on interesting rules situations, and is always happy to answer them.

Thank you to members of the Player Participation committee and of course to the staff at Golf SA.

**Susan Seja**  
Chair  
Player Participation Committee



# Marketing and Communications Report

**A high proportion of Golf SA's marketing activities are dedicated to promoting the championships and events we run to player databases and clubs, to increase player numbers. In turn, Golf SA generates content and publicity and media directly related to these events.**

Another key objective is for Golf SA to continually promote and communicate various products and services available to our member clubs.

Golf SA has significant input into formulation of national marketing campaigns and is then tasked with some elements of execution in SA. These national programs include; MyGolf, Swing Fit, Nine Hole Golf, Sporting Schools and Golf Premier League.

Golf Month in October continues to be the key national campaign to drive golf participation. A sophisticated national marketing strategy is in place to demonstrate that golf is fun, welcoming, accessible, friendly and social and to encourage participants to head out to local golf facilities throughout the month of October.

The Women's Australian Open presents an opportunity to promote the game of golf generally in SA and engage with various stakeholders. Golf Australia formulates the overall strategy with Golf SA's input. Both parties then work together to ultimately drive attendance at the event. Golf SA also coordinates a number of direct promotional opportunities arising from this campaign.

**Josie Gale**  
Chair  
Marketing & Communications Committee

## social media stats

 4,844 likes

 1,725 followers

## golfsa.com.au stats

175,926 visits 3.65 pages per visit

642,248 page views 3.01 mins average time on site

## Top Pages:

News,  
Men's Pennant  
Full Calendar  
of Events,  
Pennant Landing,  
Golf SA Events



# SA Golf Industry Awards Night

The achievements of the South Australian Golf Industry have been celebrated with 200 golfing representatives from around the state at the South Australian Golf Industry Awards Night, held at the Adelaide Convention Centre on the evening of Saturday 22 October 2016.

The Master of Ceremonies for the night was Ben Hook with Wayne Phillips conducting interviews with the awards winners.

Special guests attending were SA Golf Hall of Fame Members, David Cherry, Pauline Sanderson, Bob Tuohy and Sue Tuohy representing her mother Rhonda Watson. Golf Australia Board Member Robert Crosby and Jan Sutherland CEO of Sport SA were also Awards Night guests.

In total 15 trophies were presented as part of the SA Industry Awards Night, which covered industry specific awards from Golf SA, PGA of Australia, Golf Management Australia and the Australian Golf Course Superintendents Association as well as awards for volunteer contributions to the game from both Metropolitan and Country areas.

Amongst the highlights of the Awards evening was the presentation of the Award for Service to the South Australian Golf Industry. This award was presented to **Dr Ian McInnes OAM** from Loxton, for his outstanding and on-going contribution to golf in South Australia at all levels for over half a century. Dr McInnes received a standing ovation when accepting his award.

## The full list of award recipients is:

- Golf SA Junior Boy's Vardon  
Lachlan Barker (*Glenelg*)
- Golf SA Women's Vardon  
Ella Adams (*The Grange*)
- Golf SA Men's Boy's Vardon  
Lachlan Barker (*Glenelg*)
- SAGCSA Graduate Award (**Sponsored by Toro**)  
Keenan Hutchings (*The Grange*)
- SAGCSA Award for Excellence in Turf Management (**Sponsored by Globe**)  
Kim Tonkin (*Penfield*)
- SAGCSA Distinguished Service Award (**Sponsored by SAGCSA**)  
Michael Bohnsack (*Victor Harbor*)
- GMA Workplace Health & Safety Award (**Sponsored by Monit**)  
South Lakes Golf Club
- GMA Award for Excellence in Golf Club Management (**Sponsored by MiClub**)  
Mark Tan (*Mount Osmond*)
- Service to the SA Golf Industry (**Sponsored by BGC Industrial Cleaning Supplies**)  
Dr Ian McInnes
- Country Volunteer of the Year (**Sponsored by Schweppes**)  
Roan Cameron (*Hamley Bridge*)
- Metropolitan Volunteer of the Year (**Sponsored by Programmed Property Services**)  
John Turnbull (*The Grange*)
- PGA Pro Am of the Year (Legends)  
SA Senior PGA Championship - Blue Lakes Public Golf Links
- PGA Pro Am of the Year  
Murray Bridge Classic - Murray Bridge Golf Club
- PGA Teaching Professional of the Year  
Anne-Marie Knight (*Adelaide Shores*)
- PGA Professional of the Year  
Ian Pritchard (*Mount Osmond*)



Metro Male Volunteer of the Year - John Turnbull



Country Male Volunteer of the Year - Roan Cameron




# SA Golf Industry Hall of Fame

The South Australian Golf Industry Hall of Fame was formed in 2011 with the first five members inducted at the Industry Awards Night.

A further two members were inducted in 2012 and two in 2013. Bob Stevens became the tenth member of the SA Golf Hall of Fame in 2014.

The primary requirement for selection as a Hall of Fame Member is high level achievement from personal effort or initiative, in a field of endeavour that contributes to the performances of professional or amateur players, the development of facilities and clubs or to the development and status of the golf industry in South Australia.

Members have made a **major contribution**, either **past** or **present** at the international, national or Club level to the game of golf generally.



Rhonda Watson 11'



Jane Crafter 11'



Murray Crafter 11'




Bob Tuohy 11'



John Crosby 11'



Pauline Sanderson 12'



David Cherry 12'



Peter Howard 13'




HC 'Bay' McDonald 13'



Bob Stevens 14'

## Service to the South Australian Golf Industry - Dr Ian McInnes



Dr Ian McInnes

**Dr Ian McInnes has made an outstanding contribution to golf at a local, regional and State Level for over half a century.**

After graduating from the University of Adelaide in 1957, he moved to Loxton the following year to establish a dental practice and joined the Loxton Golf Club.

He was elected to the Committee in the early 1960's and over the following 30 years served as President, Captain and Secretary.

His knowledge and depth of experience about many facets of golf administration, at a local, regional and state level is recognized and respected throughout South Australia.

Dr McInnes was Chair of Loxton Golf Club - Course Committee for many years and was also the Junior Development Officer. As a level 1 Coach he spent countless hours coaching juniors and adults, teaching them the basics of a golf swing. Many golfers owe their start in the game to Dr McInnes.

Beyond club level, Dr McInnes was President of the Riverland Golf Association in 1979 and 1980 and then became District Secretary in 1982 holding that office for 18 years until the year 2000.

In 1982 he was appointed as a SAGA Councilor representing the Riverland and SE Golf regions. And with over 25 years' service was the longest serving member of the SAGA council.

He has managed the Country Men's State Team for over 15 years and officiated in the annual Men's Country Week for over 20 years. He also coordinated several Country Junior Championships and Country Junior Teams events in the Riverland.

Dr McInnes has received a variety of awards recognising his long record of community service, including being awarded an Australian Sports Medal for services to golf in the year 2000 and in 2007 he received an OAM for service to golf and to the community of Loxton.



Despite the demands imposed by his vocation, the Dr Ian McInnes has been able to make an outstanding and on-going contribution to golf in South Australia at all levels.





# 2017 SA Golf Industry Awards Night







**GOLF SOUTH AUSTRALIA INCORPORATED**

ABN 81 497 939 594

FINANCIAL REPORT  
FOR THE YEAR ENDED 30 JUNE 2017

**TABLE OF CONTENTS**

	Page
Independent Auditor's Report	17
Committee's Report	18-19
Statement by the Committee	20
<b>Financial Statements</b>	
Statement of Surplus or Loss and Other Comprehensive Income	21
Statement of Financial Position	22
Statement of Cash Flows	23
Statement of Changes in Members Funds	24
Notes to the Financial Statements	25-31



**INDEPENDENT AUDITOR'S REPORT  
TO THE MEMBERS OF GOLF SOUTH AUSTRALIA INCORPORATED**

**Report on the Audit of the Financial Report**

**Opinion**

We have audited the financial report of Golf South Australia Incorporated (the Entity), which comprises the statement of financial position as at 30 June 2017, the statement of surplus or loss and other comprehensive income, the statement of changes in members funds and the statement of cash flows for the year then ended, and notes to the financial report, including a summary of significant accounting policies.

In our opinion the accompanying financial report presents fairly, in all material respects, the financial position of the entity as at 30 June 2017 and of its financial performance and its cash flows for the year then ended in accordance with the basis of accounting described in note 1.

**Basis for opinion**

We conducted our audit in accordance with Australian Auditing Standards. Our responsibilities under those standards are further described in the *Auditor's Responsibilities for the Audit of the Financial Report* section of our report. We are independent of the Entity in accordance with ethical requirements of the Accounting Professional and Ethical Standards Board's APES 110 *Code of Ethics for Professional Accountants* (the Code) that are relevant to our audit of the financial report in Australia. We have also fulfilled our other ethical responsibilities in accordance with the Code.

We believe that the audit evidence we have obtained is sufficient and appropriate to provide a basis for our opinion.

**Emphasis of matter – Basis of accounting**

We draw attention to Note 1 to the financial report, which describes the basis of accounting. The financial report has been prepared to assist Golf South Australia Incorporated to meet the requirements of the Associations Incorporation Act (SA) 1985. As a result, the financial report may not be suitable for another purpose. Our opinion is not modified in respect of this matter.

**Other information**

The committee members are responsible for the other information. The other information obtained at the date of this auditor's report is information included in the Annual Report, but does not include the financial report and our auditor's report thereon.

Our opinion on the financial report does not cover the other information and accordingly we do not express any form of assurance conclusion thereon.

In connection with our audit of the financial report, our responsibility is to read the other information and, in doing so, consider whether the other information is materially inconsistent with the financial report or our knowledge obtained in the audit, or otherwise appears to be materially misstated.

If, based on the work we have performed on the other information obtained prior to the date of this auditor's report, we conclude that there is a material misstatement of this other information, we are required to report that fact. We have nothing to report in this regard.

**Responsibilities of management and those charged with governance for the Financial Report**

Management is responsible for the preparation and fair presentation of the financial report, and have determined that the basis of preparation described in Note 1 is appropriate to meet the requirements of the Associations Incorporation Act (SA) 1985 and for such internal control as management determines is necessary to enable the preparation and fair presentation of a financial report that is free from material misstatement, whether due to fraud or error.

In preparing the financial report, management is responsible for assessing the Entity's ability to continue as a going concern, disclosing, as applicable, matters relating to going concern and using the going concern basis of accounting unless management either intends to liquidate the Entity or to cease operations, or has no realistic alternative but to do so.

Those charged with governance are responsible for overseeing the Entity's financial reporting process.

**Auditor's responsibilities for the audit of the Financial Report**

Our objectives are to obtain reasonable assurance about whether the financial report as a whole is free from material misstatement, whether due to fraud or error, and to issue an auditor's report that includes our opinion. Reasonable assurance is a high level of assurance, but is not a guarantee that an audit conducted in accordance with the Australian Auditing Standards will always detect a material misstatement when it exists. Misstatements can arise from fraud or error and are considered material if, individually or in the aggregate, they could reasonably be expected to influence the economic decisions of users taken on the basis of this financial report.

A further description of our responsibilities for the audit of the financial report is located at the Auditing and Assurance Standards Board website (<http://www.auasb.gov.au/Home.aspx>) at: [http://www.auasb.gov.au/auditors\\_files/ar3.pdf](http://www.auasb.gov.au/auditors_files/ar3.pdf)

This description forms part of our auditor's report.



Paul Gosnold  
Director



**BDO Audit (SA) Pty Ltd**

Adelaide, 30 August 2017

## GOLF SOUTH AUSTRALIA INCORPORATED

ABN 81 497 939 594

COMMITTEE'S REPORT (CONT)  
FOR THE YEAR ENDED 30 JUNE 2017

Your committee members submit the financial report of Golf South Australia Incorporated (the Association) for the financial year ended 30 June 2017.

### Committee Members

The following persons were committee members during the whole of the financial year and up to the date of this report, unless otherwise stated:

Anthony Bourne (Chairperson)  
William Klæbe  
Josie Gale (*nee* Hodge)  
Susan Seja  
Anthony Timmins  
Sarah Chia  
John Norman

### Principal Activities

The principal activity of Golf South Australia Incorporated is to act as the peak and controlling body for the advancement, conduct, promotion, management, encouragement and administration of amateur golf, in any form, throughout South Australia for all categories of membership.

### Operating Result

The net result of operations attributable to Golf South Australia Incorporated's activities was a profit of \$125,061 (2016: deficit of \$1,737).

### Significant Changes

No significant change in the nature of the entity's principal activities occurred during the year.

### Events After the Reporting Period

No matters or circumstances have arisen since the end of the financial year which significantly affected or may significantly affect the operations of the Association, the results of those operations, or the state of affairs of the Association in future financial years.

### Future Developments

The Association expects to maintain the present status and level of operations.



## GOLF SOUTH AUSTRALIA INCORPORATED

ABN 81 497 939 594

COMMITTEE'S REPORT (CONT)  
FOR THE YEAR ENDED 30 JUNE 2017

### Indemnifying Officers or Auditors

Insurance premiums have been paid, during or since the end of the financial year, to insure current and former officers against liability in managing the Association. No indemnities have been given or insurance premiums paid, during or since the end of the financial year, for any person who is or has been an auditor of the Association.

### Proceedings on Behalf of the Association

No person has applied for leave of Court to bring proceedings on behalf of the Association or intervene in any proceedings to which the Association is a party for the purpose of taking responsibility on behalf of the Association for all or any of those proceedings.

The Association was not a party to any such proceedings during the year.

### Benefits Received

In the opinion of the Committee of Golf South Australia Incorporated:

- a) During the year ended 30 June 2017 no:
  - i) officer of the Association;
  - ii) firm of which the officer is a member; or
  - iii) body corporate in which the officer has a substantial financial interest,has received or become entitled to receive a benefit as a result of a contract between the officer, firm or body corporate and the Association; and
- b) during the year ended 30 June 2017 no officer of the Association received directly or indirectly from the Association any payment or other benefit of a pecuniary value,

other than amounts paid to the CEO under an employment contract.

Signed in accordance with a resolution of the Members of the Committee:



---

Chairperson



---

Member

Dated this    day of August 2017

**GOLF SOUTH AUSTRALIA INCORPORATED**

ABN 81 497 939 594

STATEMENT BY THE COMMITTEE  
FOR THE YEAR ENDED 30 JUNE 2017

The committee members have determined that the Association is not a reporting entity and that this special purpose financial report should be prepared in accordance with the accounting policies described in Note 1 to the financial statements.

In the opinion of the Committee Members:

- 1 The financial statements comprising the statement of surplus or loss and other comprehensive income, statement of financial position, statement of cash flows, statement of changes in members funds, and accompanying notes, present fairly the Association's financial position as at 30 June 2016 and its performance for the year ended on that date in accordance with the accounting policies described in Note 1 to the financial statements; and
- 2 In the committee members opinion, there are reasonable grounds to believe that the Association will be able to pay its debts as and when they become due and payable.

This statement is made in accordance with a resolution of the Committee and is signed for and on behalf of the Committee by:



---

Chairperson

Dated this    day of August 2017



## GOLF SOUTH AUSTRALIA INCORPORATED

ABN 81 497 939 594

### STATEMENT OF SURPLUS OR LOSS AND OTHER COMPREHENSIVE INCOME FOR THE YEAR ENDED 30 JUNE 2017

	Note	2017 \$	2016 \$
<b>REVENUE</b>			
Operating Income	2	1,101,877	1,052,466
Other income	2	112,928	81,650
<b>TOTAL INCOME</b>		<b>1,214,805</b>	<b>1,134,116</b>
<b>LESS EXPENSES</b>			
Employee expenses		(475,973)	(442,422)
Loss of sale of investments	3	-	(45,138)
Depreciation and amortisation expense	3	(25,818)	(9,183)
Tournaments, HP a development expenses		(423,166)	(472,235)
Administration expenses		(152,689)	(153,119)
Motor Vehicle Expenses		(5,634)	-
Other Expenses		(6,464)	(13,756)
<b>TOTAL EXPENSES</b>		<b>(1,089,744)</b>	<b>(1,135,853)</b>
<b>SURPLUS/(LOSS) FOR THE YEAR</b>	<b>3</b>	<b>(125,061)</b>	<b>(1,737)</b>
Other Comprehensive Income for the Year		25,652	36,144
<b>TOTAL COMPREHENSIVE INCOME/(LOSS) FOR THE YEAR</b>		<b>150,713</b>	<b>34,407</b>

The above statement of surplus or loss and other comprehensive income should be read in conjunction with the accompanying notes.

## GOLF SOUTH AUSTRALIA INCORPORATED

ABN 81 497 939 594

### STATEMENT OF FINANCIAL POSITION AS AT 30 JUNE 2017

	Note	2017 \$	2016 \$
<b>ASSETS</b>			
<b>Current Assets</b>			
Cash and Cash Equivalents	4	1,437,377	1,168,900
Trade and Other Receivables	5	81,862	85,361
Inventories	6	2,034	2,431
Financial Assets	7	11,273	11,273
<b>TOTAL CURRENT ASSETS</b>		<b>1,532,546</b>	<b>1,267,965</b>
<b>Non-Current Assets</b>			
Property, Plant and Equipment	8	96,348	81,250
Financial Assets	7	1,118,318	1,113,413
<b>TOTAL NON-CURRENT ASSETS</b>		<b>1,214,666</b>	<b>1,194,663</b>
<b>TOTAL ASSETS</b>		<b>2,747,212</b>	<b>2,462,628</b>
<b>LIABILITIES</b>			
<b>Current Liabilities</b>			
Trade and Other Payables	9	320,071	259,770
Borrowings	10	5,587	-
Short Term Provisions	11	109,999	103,710
Deferred Income	12	366,960	352,547
<b>TOTAL CURRENT LIABILITIES</b>		<b>802,617</b>	<b>716,027</b>
<b>Non-Current Liabilities</b>			
Long Term Provisions	10	33,444	-
Long Term Provisions	11	13,837	-
<b>TOTAL NON-CURRENT LIABILITIES</b>		<b>47,281</b>	<b>-</b>
<b>TOTAL LIABILITIES</b>		<b>849,898</b>	<b>716,027</b>
<b>NET ASSETS</b>		<b>1,897,314</b>	<b>1,746,601</b>
<b>MEMBERS FUND</b>			
Share Revaluation Reserve		168,083	142,431
Accumulated Surplus		1,729,231	1,604,170
<b>TOTAL EQUITY</b>		<b>1,897,314</b>	<b>1,746,601</b>

The above statement of financial position should be read in conjunction with the accompanying notes.



**GOLF SOUTH AUSTRALIA INCORPORATED**

ABN 81 497 939 594

STATEMENT OF CASH FLOWS  
FOR THE YEAR ENDED 30 JUNE 2017

	Note	2017 \$	2016 \$
<b>CASH FLOWS FROM OPERATING ACTIVITIES</b>			
Receipts from membership fees		737,800	677,129
Receipts from other income		424,006	451,554
Interest received		22,912	24,984
Dividends received		58,217	56,646
Payments to suppliers and employees		(1,021,304)	(1,092,800)
<b>NET CASH FLOWS FROM OPERATING ACTIVITIES</b>	13(a)	<b>221,631</b>	<b>117,513</b>
<b>CASH FLOWS FROM INVESTING ACTIVITIES</b>			
Purchase of shares		(40,451)	(246,134)
Proceeds from sale of shares		89,180	145,869
Payments for term deposits		-	-
Proceeds from term deposits		-	249,807
Purchase of property, plant and equipment		(40,915)	(10,571)
<b>NET CASH FLOWS FROM INVESTING ACTIVITIES</b>		<b>7,814</b>	<b>138,971</b>
<b>CASH FLOWS FROM FINANCING ACTIVITIES</b>			
Proceeds from finance lease		42,331	-
Payment of finance lease		(3,299)	-
<b>NET CASH FLOWS FROM INVESTING ACTIVITIES</b>		<b>39,032</b>	<b>-</b>
Net increase/(decrease) in cash and cash equivalents		268,477	256,484
Cash and cash equivalents at beginning of period		1,168,900	912,416
<b>CASH AND CASH EQUIVALENTS AT END OF PERIOD</b>	13	<b>1,437,377</b>	<b>1,168,900</b>

The above statement of cash flows should be read in conjunction with the accompanying notes.

**GOLF SOUTH AUSTRALIA INCORPORATED**

ABN 81 497 939 594

STATEMENT OF CHANGES IN MEMBERS FUNDS  
FOR THE YEAR ENDED 30 JUNE 2017

	Share Revaluation Reserve	Accumulated Surplus \$	Total Equity \$
<b>At 1 July 2015</b>	<b>106,287</b>	<b>1,605,907</b>	<b>1,712,194</b>
<b>TOTAL COMPREHENSIVE INCOME FOR THE YEAR</b>			
Surplus/(loss) for the year	-	(1,737)	(1,737)
Other comprehensive income	36,144	-	36,144
<b>At 30 June 2016</b>	<b>142,431</b>	<b>1,604,170</b>	<b>1,746,601</b>
<b>TOTAL COMPREHENSIVE INCOME FOR THE YEAR</b>			
Surplus/(loss) for the year	-	125,061	125,061
Other comprehensive income	25,652	-	25,652
<b>At 30 June 2017</b>	<b>168,083</b>	<b>1,729,231</b>	<b>1,897,314</b>

The above statement of changes in members funds should be read in conjunction with the accompanying notes.



## GOLF SOUTH AUSTRALIA INCORPORATED

ABN 81 497 939 594

NOTES TO THE FINANCIAL STATEMENTS  
FOR THE YEAR ENDED 30 JUNE 2017

### Note 1 Summary of Significant Accounting Policies

The financial statements are special purpose financial statements prepared in order to satisfy the financial reporting requirements of the South Australian Associations Incorporation Act 1985 and the Association's constitution. The committee has determined that the Association is not a reporting entity.

#### Reporting Basis of Convention

The financial report has been prepared on an accruals basis and is based on historic costs and does not take into account changing money values or, except where specifically stated in the notes, current valuations of non-current assets.

The following significant accounting policies which are consistent with the previous period unless otherwise stated, have been adopted in the preparation and presentation of this financial report.

#### (a) Revenue Recognition

Revenue is recognised at the fair value of consideration received or receivable. Amounts disclosed as revenue are net of taxes paid. The following specific recognition criteria must also be met before revenue is recognised:

##### *Affiliation Fees*

Revenue from the annual affiliation fee is recognised upon the delivery of the service to the members.

##### *Interest*

Interest revenue is recognised when it becomes receivable on a proportional basis taking into account the interest rates applicable to the financial assets.

##### *Grant and Sponsorship Income*

Grants and sponsorships are recognised at their fair value where there is reasonable assurance that the amount will be received and the entity will comply with all the attached conditions. Grants and sponsorship relating to costs are deferred and recognised in surplus or loss over the period necessary to match them with the costs that they are intended to compensate.

##### *Tournaments and Other Events*

Tournament and other event revenue is recognised at the time the event takes place.

##### *Dividends*

Dividends are recognised when received during the financial year and no longer at the discretion of the company.

All revenue is stated net of the amounts of goods and services tax (GST).

## GOLF SOUTH AUSTRALIA INCORPORATED

ABN 81 497 939 594

NOTES TO THE FINANCIAL STATEMENTS  
FOR THE YEAR ENDED 30 JUNE 2017

### Note 1 Summary of Significant Accounting Policies (continued)

#### (b) Income Tax

No provision for income tax has been raised, as Golf South Australia Incorporated is exempt from income tax under the Income Tax Assessment Act 1997.

#### (c) Impairment of Assets

At the end of each reporting period, the Association assesses whether there is any indication that individual assets are impaired. Where impairment indicators exist, recoverable amount is determined and impairment losses are recognised in the statement of surplus or loss and other comprehensive income where the assets carrying value exceeds its recoverable amount. Recoverable amount is the higher of an asset's fair value less costs to sell and depreciated replacement cost.

#### (d) Cash and Cash Equivalents

Cash and cash equivalents includes cash on hand and at bank, and short term deposits with financial institutions with maturities of three months or less, that are readily convertible to known amounts of cash and which are subject to an insignificant risk of changes in value.

#### (e) Trade Receivables

Trade receivables are recognised at original invoice amounts less an allowance for uncollectible amounts. Collectability of trade receivables is assessed on an ongoing basis where debts which are known to be uncollectible are written off. An allowance is made for doubtful debts where there is objective evidence that the entity will not be able to collect all amounts due according to the original terms. On confirmation that the trade receivable will not be collectible, the gross carrying value of the asset is written off against the associated provision.

#### (f) Inventory

Inventories are stated at the lower of cost and net realisable value.

#### (g) Investments and Other Financial Assets

##### *Recognition and Initial Measurement*

Financial instruments are initially measured at cost (including transaction costs) on trade date, when the related contractual rights or obligations exist. Subsequent to initial recognition these instruments are measured as set out below:

##### *Term Deposits*

Term deposits are measured at amortised cost using the effective interest rate method.

##### *Shares*

Shares are subsequently measured at fair value. Where available, quoted prices in an active market are used to determine fair value. Any remeasurements other than impairment losses are recognised in other comprehensive income. When the financial asset is derecognised, the cumulative gain or loss pertaining to that asset previously recognised in other comprehensive income is reclassified into surplus or loss.

Shares are classified as current assets when they are expected to be sold within 12 months after the end of the reporting period.



## GOLF SOUTH AUSTRALIA INCORPORATED

ABN 81 497 939 594

NOTES TO THE FINANCIAL STATEMENTS  
FOR THE YEAR ENDED 30 JUNE 2017

### Note 1 Summary of Significant Accounting Policies (continued)

#### (g) Investments and Other Financial Assets (continued)

##### *Shares (continued)*

In the case of shares, a significant or prolonged decline in the market value of the instrument is considered to constitute a loss event. Impairment losses are recognised in surplus or loss immediately.

#### (h) Property, Plant and Equipment

Each class of property, plant and equipment is carried at cost or fair value as indicated less, where applicable, any accumulated depreciation and impairment loss.

##### *Plant and Equipment*

All other plant and equipment is stated at historical cost, including costs directly attributable to bringing the asset to the location and condition necessary for it to be capable of operating in the manner intended by management, less depreciation and any impairments.

##### *Depreciation*

Depreciation is calculated on a diminishing value basis. The depreciation rate used for each class of depreciable assets are:

Leasehold improvements at cost	10%
Furniture, fixtures, and fittings at cost	10-40%
Motor Vehicles	33%

The assets residual values and useful lives are reviewed and adjusted, if appropriate, at the end of each reporting period.

An asset's carrying amount is written down immediately to its recoverable amount if the asset's carrying amount is greater than its estimated recoverable amount.

Gains and losses on disposals are calculated as the difference between the net disposal proceeds and the asset's carrying amount and are included in surplus or loss in the year that the item is derecognised.

#### (i) Trade and Other Payables

Trade and other payables represent liabilities for goods and services provided to the entity prior to the year end and which are unpaid. These amounts are unsecured and have 30-60 day payment terms.

#### (j) Employee Benefit Provisions

Provision is made for the Association's liability for employee benefits arising from services rendered by employees up to the reporting date.

Employee benefits expected to be wholly settled within one year together with benefits arising from wages, salaries and annual leave which may be settled after one year, have been measured at the amounts expected to be paid when the liability is settled. Other employee benefits payable later than one year have been measured at the nominal value calculated at reporting date.

Long service leave is recognised once the employee has reached 5 years of service.

## GOLF SOUTH AUSTRALIA INCORPORATED

ABN 81 497 939 594

NOTES TO THE FINANCIAL STATEMENTS  
FOR THE YEAR ENDED 30 JUNE 2017

### Note 1 Summary of Significant Accounting Policies (continued)

#### (k) Goods and Services Tax (GST)

Revenues, expenses and assets are recognised net of the amount of GST, except where the amount of GST incurred is not recoverable from the Australian Taxation Office. In these circumstances the GST is recognised as part of the cost of acquisition of the asset or as part of the item of the expense.

Receivables and payables are stated with the amount of GST included. The net amount of GST recoverable from, or payable to, the taxation authority is included as part of receivables or payables in the statement of financial position.

Cash flows are included in the statement of cash flows on a gross basis and the GST component of cash flows arising from investing and financing activities, which is recoverable from, or payable to, the taxation authority are classified as operating cash flows.

#### (l) Leases

Lease payments for operating leases, where substantially all the risks and benefits remain with the lessor, are recognised as expenses on a straight-line basis over the lease term.

Leases of plant and equipment where the entity has substantially all the risks and rewards of ownership are classified as finance leases and capitalised at inception of the lease at the fair value of the leased property, or if lower, at the present value of the minimum lease payments. Lease payments are apportioned between the finance charges and reduction of the lease liability so as to achieve a constant rate of interest on the remaining balance of the liability. Finance charges are charged to surplus or loss over the lease period so as to produce a constant periodic rate of interest on the remaining balance of the liability for each period.

#### (m) Comparative Figures

When required by Accounting Standards, comparative figures have been adjusted to conform to changes in presentation for the current financial year.

#### (n) Critical Accounting Estimates and Judgments

The committee members evaluate estimates and judgments incorporated into the financial statements based on historical knowledge and best available current information. Estimates assume a reasonable expectation of future events and are based on current trends & industry data, obtained both externally and within the Association.

## GOLF SOUTH AUSTRALIA INCORPORATED

ABN 81 497 939 594

NOTES TO THE FINANCIAL STATEMENTS  
FOR THE YEAR ENDED 30 JUNE 2017

### Note 2 Revenue

	2017 \$	2016 \$
<b>OPERATING INCOME</b>		
Affiliation Fees	719,888	642,810
Tournaments, Camps & Events	348,240	391,544
Sundry Income	33,749	18,112
	<b>1,101,877</b>	<b>1,052,466</b>
<b>OTHER INCOME</b>		
Interest Income	22,912	24,072
Dividends received	58,217	56,646
Gain on sale of investment	27,981	-
Rent	3,818	932
	<b>112,928</b>	<b>81,650</b>
<b>TOTAL REVENUE</b>	<b>1,214,805</b>	<b>1,134,116</b>

### Note 3 Surplus from Operating Activities

Surplus/(loss) from operating activities has been determined after:

<b>EXPENSES</b>		
Depreciation	25,818	9,183
Net Loss of Disposal of Investments	-	45,138
Impairment of Investments	-	<b>5,855</b>

### Note 4 Cash and Cash Equivalents

Cash at Bank	1,437,377	1,168,900
	<b>1,437,377</b>	<b>1,168,900</b>

### Note 5 Trade and Other Receivables

<b>CURRENT</b>		
Trade Receivables	71,896	79,177
Sundry Debtors and Prepayments	9,966	6,184
	<b>81,862</b>	<b>85,361</b>

### Note 6 Inventories

<b>CURRENT</b>		
Stock on Hand at Cost	2,034	2,431



**GOLF SOUTH AUSTRALIA INCORPORATED**

ABN 81 497 939 594

NOTES TO THE FINANCIAL STATEMENTS  
FOR THE YEAR ENDED 30 JUNE 2017

**Note 7 Financial Assets**

	2017 \$	2016 \$
<b>CURRENT</b>		
Term Deposits	11,273	11,273
	<b>11,273</b>	<b>11,273</b>
<b>NON-CURRENT</b>		
Shares	1,118,318	1,113,413
	<b>1,118,318</b>	<b>1,113,413</b>

**Note 8 Property, Plant & Equipment**

Leasehold Improvements at cost	58,858	58,858
Less Accumulated Depreciation	(27,652)	(24,185)
<b>Total Leasehold Improvements</b>	<b>31,206</b>	<b>34,673</b>

**PLANT AND EQUIPMENT**

Furniture, Fixtures and Fittings at cost	105,330	99,966
Less Accumulated Depreciation	(68,928)	(58,619)
	<b>36,402</b>	<b>41,347</b>
Cups & Trophies at cost	5,230	5,230
Less Accumulated Depreciation	(5,230)	-
	-	<b>5,230</b>
<b>Total Plant and Equipment</b>	<b>36,402</b>	<b>46,577</b>
Motor Vehicle at cost	35,551	-
Less Accumulated Depreciation	(6,811)	-
	<b>28,740</b>	-

<b>Total Property, Plant and Equipment</b>	<b>96,348</b>	<b>81,250</b>
--	---------------	---------------

**Note 9 Trade and Other Payables**

Trade Payables	281,606	233,748
Accruals	38,465	26,022
	<b>320,071</b>	<b>259,770</b>

**Note 10 Finance Leases**

<b>CURRENT</b>		
Motor Vehicle Lease	5,587	-
<b>NON-CURRENT</b>		
Motor Vehicle Lease	33,444	-

## GOLF SOUTH AUSTRALIA INCORPORATED

ABN 81 497 939 594

NOTES TO THE FINANCIAL STATEMENTS  
FOR THE YEAR ENDED 30 JUNE 2017

### Note 11 Provisions

	2017 \$	2016 \$
<b>CURRENT</b>		
Provision for Annual Leave	44,356	47,707
Provision for Long Service Leave	65,643	56,003
	<b>109,999</b>	<b>103,710</b>
<b>NON-CURRENT</b>		
Provision for Long Service Leave	13,837	-
	<b>13,837</b>	<b>-</b>

### Note 12 Other Liabilities

<b>CURRENT</b>		
Deferred Income	366,960	352,547

### Note 13 Cash Flow Information

Cash at the end of the financial year as shown in the statement of cash flows is reconciled to items in the statement of financial position as follows:

Cash and cash equivalents	1,437,377	1,168,900
---------------------------	-----------	-----------

#### (a) Reconciliation of surplus after income tax to net cash flow from operating activities

Surplus/(Loss) for the year	125,061	(1,737)
-----------------------------	---------	---------

#### NON CASH FLOWS IN SURPLUS FROM ORDINARY ACTIVITIES:

Depreciation and amortisation	25,818	9,183
(Profit)/loss on disposal of property, plant & equipment	-	251
(Profit)/loss on sale of shares	(27,981)	45,138
Impairment of investments	-	5,855

#### CHANGE IN ASSETS & LIABILITIES:

(Increase)/Decrease in receivables	3,499	(15,689)
(Increase)/Decrease in other assets	-	912
(Increase)/Decrease in inventory	397	1,312
Increase/(Decrease) in other payables	12,441	(4,892)
Increase/(Decrease) in trade payables	47,858	19,831
Increase/(Decrease) in provisions	20,126	7,341
Increase/(Decrease) in deferred income	14,413	50,008

<b>Net cash flow provided by/(used) in operating activities</b>	<b>221,632</b>	<b>117,513</b>
---	----------------	----------------

### Note 14 Association Details

The registered office and principal place of business of the association is:

North Adelaide Golf Course  
Strangways Terrace  
North Adelaide SA 5006

# State Representatives

## Australian Mens Interstate Teams Matches

9-12 May 2017,  
Melville Glades Golf Club, WA  
(Placing 6th)

Matthew Lisk (Capt) (*The Grange*)  
Lachlan Barker (*Glenelg*)  
Samuel Burton (*Glenelg*)  
Billy Cawthorne (*Royal Adelaide*)  
Joseph Hodgson (*Kooyonga*)  
Jackson Kalz (*Glenelg*)  
Andrew Nakone Jnr (*The Grange*)  
William Somerfield (*Kooyonga*)

**Manager** – David Brand  
**Coach** - Jamie Clutterham

## Australian Womens Interstate Teams Matches

9-11 May 2017,  
Royal Fremantle Golf Club, WA  
(Placing: 5th)

Ella Adams (Capt) (*The Grange*)  
Sarah Crocker (*Glenelg*)  
Charley Jacobs (*Glenelg*)  
Caitlin Roberts (*The Grange*)  
Elysia Yap (*The Grange*)  
Jin-Young Yun (*The Grange*)

**Manager** - Tamara Durdin  
**Coach** - Adrian Wickstein

## Australian Boys Interstate Series

10 - 13 April 2017,  
Riverside Oaks Golf Club, NSW  
(Placing: 6th)

Jackson Kalz (Capt) (*Glenelg*)  
Kyle Hayter (*Kooyonga*)  
Jack Buchanan (*Glenelg*)  
Andrew Fiebig (*South Lakes*)  
Frank Vucic (*Glenelg*)  
Harrison Burner (*Glenelg*)

**Manager** - Christian Puccini  
**Coach** - Adrian Wickstein

## Australian Girls Interstate Series

9 - 11 April 2017,  
Port Kembla Golf Club, NSW  
(Placing 6th)

Ella Adams (Capt) (*The Grange*)  
Charley Jacobs (*Glenelg*)  
Caitlin Peirce (*The Vines*)  
Emma Sutton (*Glenelg*)  
Shakira-Ann Kuys (*Port Augusta*)  
Jin-Young Yun (*The Grange*)

**Manager** – Leah Tattersall  
**Coach** – Simon MacWhirter

## Interstate Mens Country Match - SA v VIC

29-30 October 2016,  
Naracoorte Golf Club, SA  
(SA Winners)

Daryl Morgan (Capt) (*Mount Gambier*)  
Anthony Williams (*Blue Lake*)  
Chris Burns (*Fleurieu*)  
Darren Bilney (*Mount Gambier*)  
James Norcock (*Naracoorte*)  
Nathan Ramsey (*Mount Gambier*)  
Ryan Wheeler (*Kadina*)  
Tim Atze (*Pinnaroo*)

**Managers** - Peter Howard & William Klaebe

## INTERSTATE EVENTS

### Mandurah Amateur Open (WA)

9-12 September 2016,  
Mandurah Country Club, WA

Sam Earl (*Glenelg*)  
William Somerfield (*Kooyonga*)

### Srixon International Junior Classic (B&G)

3-7 October 2016,  
Cypress Lakes Golf Club, NSW

Ella Adams (*The Grange*)  
Caitlin Peirce (*The Vines*)  
Ben Layton (*Glenelg*)  
Andrew Fiebig (*South Lakes*)

### Keperra Bowl (QLD)

9-14 October 2016,  
The Keperra Country Club, QLD

Ben Layton (*Glenelg*)  
Lachlan Barker (*Glenelg*)

### Aaron Baddeley International Junior (B&G)

3-7 December 2016,  
La Costa USA

Ella Adams (*The Grange*)  
Lachlan Barker (*Glenelg*)

### QLD 72 Hole Stroke Play (W)

28-30 October 2016,  
Bribie Island Golf Club, QLD

Elysia Yap (*Glenelg*)

### Greg Norman Junior Masters (B&G)

11-16 December 2016, Palmer Colonial  
& Palmer Gold Coast, QLD

Jackson Kalz (*Glenelg*)  
Charley Jacobs (*Glenelg*)

### Tasmanian Open (M)

24-27 November 2016,  
Royal Hobart Golf Club, TAS

Patric Kroschel (*Royal Adelaide*)  
Samuel Burton (*Glenelg*)

### Elvie Whitesides Golf Championship (W)

24-27 November 2016,  
Royal Hobart Golf Club, TAS

Elysia Yap (*Glenelg*)

### Victorian Junior Masters (B & G)

3-6 January 2017,  
The Churchill-Waverley Golf Club, VIC

Jin-Young Yun (*The Grange*)  
Charley Jacobs (*Glenelg*)  
Andrew Fiebig (*South Lakes*)  
Jackson Kalz (*Glenelg*)

### Avondale (M&W)

24-27 January 2017,  
Avondale Golf Club, NSW

Ella Adams (*The Grange*)  
Billy Cawthorne (*Royal Adelaide*)  
Liam Georgiadis (*The Grange*)

### Tasmanian Junior Masters (B&G)

19-20 January 2017,  
Riverside Golf Club, TAS

Jack Tanner (*Glenelg*)  
Jamie Smith (*The Grange*)  
Amelia Whinney (*The Grange*)  
Caitlin Peirce (*The Vines*)

### Riversdale Cup (W)

9-12 March 2017,  
Riversdale Golf Club, VIC

Ella Adams (*The Grange*)  
Charley Jacobs (*Glenelg*)

### Riversdale Cup (M)

9-12 March 2017,  
Riversdale Golf Club, VIC

Lachlan Barker (*Glenelg*)  
Joseph Hodgson (*Kooyonga*)

### Bowra & O'Dea Golf Classic (W)

26-29 March 2017,  
Lake Karrinyup Country Club, WA

Jin-Young Yun (*The Grange*)  
Elysia Yap (*Glenelg*)

### NT Amateur Open Championship (M)

25-28 May 2017,  
Alice Springs Golf Club, NT

Joseph Hodgson (*Kooyonga*)  
Ben Layton (*Glenelg*)



# Event Results

## Brett Ogle Cup

11-13 July 2016,  
Port Augusta Golf Club

### Division 1 Winners: Yorke Peninsula

Charley Jacobs  
Max Jacobs  
Angus Jacobs  
Peter Boska  
Daniel Boska

### Division 2 Winners: Southern

Dylan Roser  
Cameron Bickley  
Will Martin  
Nathan Jelf  
Brodie Long  
Oscar Sartor

## 72nd Country Meeting (w)

26-28 July 2016

### Silver (Tumby Bay)

Lana Barlow (*Millicent*)

### Bronze Salver (Whyalla)

Kay Rasheed (*Kingston SE*)

### Bronze Shield (Ardrossan)

Lesleigh Edwards (*Keith*)

### Bronze Plate (Barossa Valley)

Carolyn Mutton (*Balaklava*)

## Statewide Events 2016 (w)

1 Mar-1 August 2016

### International Bowl (Silver)

Angela Masters (*Blackwood*)

### International Bowl (Bronze)

Colleen Hamilton (*Royal Adelaide*)

### Shylie Rymill Foursomes

Julie Webber & Deb Underwood (*The Grange*)

## Sand Greens Championship (M)

13-14 August 2016,  
Hamley Bridge Golf Club

(A Grade) Shannon Matthews (*Tanunda Pines*)

(B Grade) John Daulby (*Port Vincent*)

## Foursomes Championships

28 August 2016,  
Thaxted Park Golf Club

(m) Matthew Hey & Matthew Rolton (*Thaxted Park*)

(w) Glenys Ferguson & Lyn Bennett (*WA*)

## Country Junior Amateur Championship

17-18 September 2016,  
Bordertown Golf Club

(b) Brodie Whitbread (*Mount Compass*)

(g) Charley Jacobs (*Ardrossan*)

## Senior Amateur Championship (M&W)

5-7 September 2016,  
Victor Harbor Golf Club

(m) Gregory Rhodes (*Coomealla*)

(w) Jacquie Morgan (*Monash*)

## Country Week (m)

19-23 September 2016,  
Victor Harbor, South Lakes,  
McCracken, Mount Compass  
& Links Lady Bay Golf Club

### Country Championship:

Tim Atze (*Pinnaroo*)

### President's Cup:

Philip Johns (*Port Augusta*)

### Vice Presidents Salver:

Trevor Spillman (*Port Pirie*)  
& Philip Johns (*Port Augusta*)

### Country Foursomes Champions:

Daryl Morgan & Darren Bilney (*Mount Gambier*)

### Individual Stableford:

Lyal MacGregor (*Millicent*)

### Four Ball Stableford:

David Catherwood (*Link Lady Bay*)  
& John Riley (*Hamley Bridge*)

## Golf SA Amateur Championship

26 September - 2 October 2016  
Tea Tree Gully & The Grange Golf Club

(m) Blake Proverbs (*QLD*)

(w) Alexandra Hilliard (*VIC*)

## Mid-Amateur Championships

5-6 November 2016,  
Links Lady Bay Golf Club

(m) Mark Boulton (*Phillip Island*)

(w) Susan Keylock (*Sandy Creek*)

### Presented with Elizabeth Pitcher Trophy

## Senior Cup

18 November 2016,  
Flagstaff Hill Golf Club

(m) Graham Young (*Flagstaff Hill*)

(w) Lorry Brown (*Blackwood*)

## Golf SA Mixed

### Foursomes Championship

4 December 2016,  
Glenelg Golf Club

Marcus Kuys & Shakira Kuys (*Port Augusta*)

## Golf SA 72 Hole Junior Open

12-13 December 2016,  
Flagstaff Hill &  
The Vines of Reynella Golf Club

(b) Kyle Hayter (*Kooyonga*)

(g) Caitlin Peirce (*The Vines of Reynella*)

## Golf SA 72 Hole Junior Open

19-20 December 2016,  
Tea Tree Gully & The Grange Golf Club

(b) Jackson Kalz (*Glenelg*)

(g) Charley Jacobs (*Glenelg*)

## Junior Masters

12-13 January 2017,  
Royal Adelaide Golf Club

(b) Andre Lautee (*VIC*)

(g) Rebecca Kay (*QLD*)

## Junior Amateur Championship

9-10 January 2017,  
Kooyonga & The Grange Golf Club

(b) Lachlan Barker (*Glenelg*)

(g) Amy Chu (*NSW*)

## Golf SA 72 Hole Junior Open

19-20 January 2017,  
Mt Osmond & Flagstaff Hill Golf Club

(b) Nicholas Thompson (*The Grange*)

(g) Jin-young Yun (*The Grange*)

## Golf SA Amateur Classic & Rene Erichsen Salver

21-24 March 2017,  
Royal Adelaide Golf Club

Zac Murray (*VIC*)

Rebecca Kay (*QLD*)

## SA Aboriginal Golf Championship

7 April 2017,  
North Adelaide Golf Course

(m) Stephen Alexander (*Highercombe*)

(w) Nerida Saunders (*North Adelaide*)

## Junior Sand Greens

27-28 May 2017,  
Tumby Bay Golf Club

(b) Will Strafford (*Tumby Bay*)

(g) Shakira-Ann Kuys (*Port Augusta*)

# Event Results

## CLUB VARDON WINNERS (2017 TROPHY)

### Thaxted Park

20 November 2016

(m) Samuel Burton (*Glenelg*)  
(b) Liam Kennewell (*Glenelg*)

### Mt Osmond

27 November 2016

(m) Billy Cawthorne (*Royal Adelaide*)  
(w) Nayoung Ku (*Mount Osmond*)  
(b) Jackson Kalz (*Glenelg*)

### Mt Compass

29 January 2017

(m) Joseph Hodgson (*Kooyonga*)  
(w) Emma Sutton (*Glenelg*)  
(b) Frank Vucic (*Glenelg*)

### Tea Tree Gully

5 February 2017

(m) Joseph Hodgson (*Kooyonga*)  
(w) Sarah Crocker (*Glenelg*)  
(b) Jackson Kalz (*Glenelg*)

### The Vines

12 February 2017

(m) Sam Burton (*Glenelg*)  
(w) Ella Adams (*The Grange*)  
(b) Lachlan Barker (*Glenelg*)

### Tanunda Pines

26 February 2017

(m) Colin Coleman (*The Grange*)  
(w) Shakira-Ann Kuys (*Port Augusta*)

### Flagstaff Hill

5 March 2017

(m) William Somerfield (*Kooyonga*)  
(w) Elysia Yap (*Glenelg*)  
(b) Lachlan Barker (*Glenelg*)

### Blackwood

17 April 2017

(m) Lachlan Barker (*Glenelg*)  
(w) Elysia Yap (*Glenelg*)  
(b) Nicholas Thompson (*The Grange*)

### West Lakes

30 April 2017

(m) Alex Pacifico (*Royal Adelaide*)  
(w) Ella Adams (*The Grange*)  
(b) Jackson Kalz (*Glenelg*)

### Sandy Creek

16 July 2017

(m) Joseph Hodgson (*Kooyonga*)  
(w) Emma Sutton (*Glenelg*)  
(b) Will Arnold (*Royal Adelaide*)

### Kooyonga

23 July 2017

(m) Jack Tanner (*Glenelg*)  
(w) Elysia Yap (*Glenelg*)

### The Grange

30 July 2017

(m) Matt Lisk (*The Grange*)  
(w) Ella Adams (*The Grange*)  
(b) Kyle Hayter (*Kooyonga*)

### Royal Adelaide

6 August 2017

(m) Cancelled due to weather  
(w) Jin-young Yun (*The Grange*)

### Glenelg

13 August 2017

(m) William Somerfield (*Kooyonga*)  
(w) Elysia Yap (*Glenelg*)  
(b) Frank Vucic (*Glenelg*)

## VARDON TROPHY 2016 (WINNERS)

(m) Lachlan Barker (*Glenelg*)

(w) Ella Adams (*The Grange*)

(b) Lachlan Barker (*Glenelg*)

## GOLF SA METROPOLITAN PENNANT

Finals: 3 & 9 July 2017

Tea Tree Gully, Royal Adelaide  
& Flagstaff Hill GC

### Men's

**A1 (Simpson Cup):** Glenelg  
**A2:** Royal Adelaide  
**B1 (Bonnar Cup):** The Grange  
**B2:** Royal Adelaide

### Women's

**A1 (Sanderson Cup):** The Grange  
**A2 (Pike Cup):** Glenelg  
**A3:** The Vines  
**A3:** Glenelg  
**Cleek 1:** The Grange  
**Cleek 2:** The Vines

### Juniors

**Div 1 (Sharp Cup):** Glenelg  
**Div 2:** The Vines

Final: 28 November 2016

### Senior Men

Tea Tree Gully GC

## GOLF SA COUNTRY DISTRICT PENNANT

15-16 October 2016, Barmera Golf Club

**Overall Winners:** South East

**Division 1 Winners:** South East

**Division 2 Winners:** Riverland

## Sponsors and Partners



Government of South Australia  
Office for Recreation and Sport



GolfAustralia



# Membership

<b>MEMBERSHIP SUMMARY</b>		<b>2017</b>	<b>2016</b>	<b>2015</b>
	<b>Clubs</b>	<b>Members</b>	<b>Members</b>	<b>Members</b>
Metropolitan	22	13074	12902	12990
Eyre Peninsula	20	1081	1182	1226
Mid North	17	1491	1503	1483
Murraylands	9	539	583	603
Northern	25	914	960	952
Riverland	5	516	528	590
South Eastern	14	1671	1650	1630
Southern	17	3427	3449	3607
Yorke Peninsula	16	1019	972	982
Social	75	3919	3005	1759
<b>TOTAL</b>	<b>220</b>	<b>27651</b>	<b>26734</b>	<b>25822</b>

<b>METROPOLITAN</b>	<b>2017</b>	<b>2016</b>	<b>2015</b>
Belair Park Golf Club	112	136	151
Blackwood Golf Club	712	785	784
Flagstaff Hill Golf Club	642	628	740
Glenelg Golf Club	1399	1380	1308
Highercombe Golf Club	327	368	379
Kooyonga Golf Club	1156	1178	1178
Marion Park Golf Club	61	61	61
Mawson Lakes Golf Club	143	129	146
Mount Osmond Golf Club	876	896	869
North Adelaide Golf Club	376	330	345
North Haven Golf Club	97	87	102
North Lakes Golf Club	100	105	105
Penfield Golf Club	323	329	332
Regency Park Golf Club	78	81	67
Royal Adelaide Golf Club	1252	1112	1059
Tea Tree Gully Golf Club	1104	1057	1065
Thaxted Park Golf Club	592	513	430
The Grange Golf Club	1590	1539	1521
The Stirling Golf Club	199	231	250
The Vines Golf Club of Reynella	711	680	634
West Lakes Golf Club	870	908	1013
Westward Ho Golf Club	354	369	451
<b>TOTAL</b>	<b>13074</b>	<b>12902</b>	<b>12990</b>

<b>EYRE PENINSULA</b>	<b>2017</b>	<b>2016</b>	<b>2015</b>
Ceduna Golf Club	27	39	39
Cleve Golf Club	40	45	44
Coffin Bay Golf Club	114	133	124
Cowell Golf Club	20	20	17
Cummins Golf Club	50	42	44
Darke Peak Golf Club	13	12	20
Elliston Golf Club	6	6	9
Iron Knob Golf Club	6	6	6
Kimba Golf Club	32	41	30
Kyancutta Golf Club	12	12	12
Lock Golf Club	14	7	14
Poochera Golf Club	6	6	6
Port Kenny Golf Club	10	10	10
Port Lincoln Golf Club	280	322	354
Port Neill Golf Club	15	13	13
Smoky Bay Golf Club	10	15	17
Streaky Bay Golf Club	50	53	57
Tumby Bay Golf Club	44	50	44
Whyalla Golf Club	329	346	363
Wirrulla Golf Club	3	4	3
<b>TOTAL</b>	<b>1081</b>	<b>1182</b>	<b>1226</b>

<b>MID NORTH</b>	<b>2017</b>	<b>2016</b>	<b>2015</b>
Balaklava Golf Club	70	65	52
Barossa Valley Golf Club	220	224	243
Blyth Golf Club	38	41	33
Burra Golf Club	60	59	60
Clare Golf Club	121	112	119

<b>MID NORTH (continued)</b>	<b>2017</b>	<b>2016</b>	<b>2015</b>
Eudunda Golf Club	11	8	8
Gawler Golf Club	274	290	255
Hamley Bridge Golf Club	48	58	61
Kapunda Golf Club	224	198	193
Morgan and Cadell Golf Club	12	13	10
Mount Pleasant Golf Club	70	82	99
Owen Golf Club	10	12	13
Port Wakefield Golf Club	13	12	11
Riverton Golf Club	29	35	35
Saddleworth Golf Club	22	28	31
Tanunda Pines Golf Club	234	227	220
Two Wells Golf Club	35	39	40
<b>TOTAL</b>	<b>1491</b>	<b>1503</b>	<b>1483</b>

<b>MURRAYLANDS</b>	<b>2017</b>	<b>2016</b>	<b>2015</b>
Cambrai Golf Club	2	3	3
Coonalpyn Golf Club	12	12	12
Lake Albert Golf Club	61	56	56
Lameroo Golf Club	44	44	54
Mannum Golf Club	75	96	100
Murray Bridge Golf Club	212	227	230
Pinnaroo Golf Club	27	40	48
Swan Reach Golf Club	50	54	46
Tailem Bend Golf Club	56	51	54
<b>TOTAL</b>	<b>539</b>	<b>583</b>	<b>603</b>

<b>NORTHERN</b>	<b>2017</b>	<b>2016</b>	<b>2015</b>
Booleeroo Centre Golf Club	11	11	16
Coober Pedy Golf Club	21	21	21
Crystal Brook Golf Club	48	54	59
Georgetown Golf Club	11	11	10
Gladstone Golf Club	13	13	9
Hallett Golf Club	0	12	5
Hawker Golf Club	20	18	16
Jamestown Golf Club	44	42	43
Laura Riverside Golf Club	15	16	16
Orroroo Golf Club	23	25	24
Peterborough Golf Club	41	40	38
Port Augusta Golf Club	170	184	217
Port Broughton Golf Club	102	93	78
Port Germein Golf Club	22	28	28
Port Pirie Golf Club	86	81	94
Quorn Golf Club	32	32	28
Roxby Downs Golf Club	86	86	71
Snowtown Golf Club	8	15	14
South Broken Hill Golf Club	47	41	45
Stirling North Golf Club	25	39	28
Tarcowie Golf Club	24	24	17
Wilmington Golf Club	16	14	15
Wirrabara Golf Club	16	16	19
Woomera Golf Club	5	7	7
Yacka Golf Club	28	35	32
<b>TOTAL</b>	<b>914</b>	<b>958</b>	<b>950</b>

<b>RIVERLAND</b>	<b>2017</b>	<b>2016</b>	<b>2015</b>
Barmera Golf Club	110	122	120
Berri Golf Club	115	87	113
Loxton Golf Club	118	106	120
Renmark Golf Club	87	122	146
Waikerie Golf Club	86	91	91
<b>TOTAL</b>	<b>516</b>	<b>528</b>	<b>590</b>



# Membership

<b>SOUTH EASTERN</b>	<b>2017</b>	<b>2016</b>	<b>2015</b>
Beachport Golf Club	64	64	65
Blue Lake Golf Club	233	225	218
Bordertown Golf Club	119	106	105
Keith Golf Club	65	51	51
Kingston Golf Club	107	115	119
Lucindale Golf Club	73	75	74
Millicent Golf Club	101	118	138
Mount Gambier Golf Club	429	427	403
Naracoorte Golf Club	220	232	239
Padthaway Golf Club	15	10	9
Penola Golf Club	71	71	74
Port MacDonnell Golf Club	44	37	28
Robe Golf Club	101	90	78
Tintinara Golf Club	29	29	29
<b>TOTAL</b>	<b>1671</b>	<b>1650</b>	<b>1630</b>

<b>SOUTHERN</b>	<b>2017</b>	<b>2016</b>	<b>2015</b>
Echunga Golf Club	440	485	491
Kingscote Golf Club	41	43	43
Links Lady Bay Golf Club	189	189	189
McCracken Golf Club	183	187	190
McLaren Vale Golf Club	175	184	186
Mount Barker-Hahndorf Golf Club	534	563	577
Mount Compass Golf Club	52	46	42
Nairne Golf Club	21	19	22
Oakbank Golf Club	194	187	194
Parndana Golf Club	22	25	28
Penneshaw Golf Club	16	27	28
South Lakes Golf Club	563	579	593
Strathalbyn Golf Club	68	75	103
Victor Harbor Golf Club	424	338	361
Willunga Golf Club	388	378	431
Wirrina Cove Golf and Country Club	59	70	81
Yankalilla Golf Club	58	54	48
<b>TOTAL</b>	<b>3427</b>	<b>3449</b>	<b>3607</b>

<b>YORKE PENINSULA</b>	<b>2017</b>	<b>2016</b>	<b>2015</b>
Ardrossan Golf Club	87	84	90
Bute Golf Club	34	32	23
Curramulka Golf Club	12	15	20
Edithburgh Golf Club	24	32	32
Kadina Golf Club	136	107	127
Maitland Golf Club	92	93	93
Minlaton Golf Club	79	75	73
Moonta Golf Club	85	83	91
Port Victoria Golf Club	30	33	28
Port Vincent Golf Club	20	26	25
Stansbury Golf Club	39	40	44
Wallaroo Golf Club	145	146	145
Warooka Golf Club	32	33	36
Wool Bay Golf Club	16	17	22
The Dunes Port Hughes	154	121	101
Yorketown Golf Club	34	35	32
<b>TOTAL</b>	<b>1019</b>	<b>972</b>	<b>982</b>

<b>SOCIAL</b>	<b>2017</b>	<b>2016</b>	<b>2015</b>
389-REDS	8	8	8
Adelaide Nomads Golf Club	21	21	24
Airies Golf Club	14	16	16
Airport Golf Club	20	18	14
Alberton Golf Club	0	8	0
Albatross Social Golf Club	0	7	14
ARPA Golf Club	35	36	32
Aus Post-Tel Institute (API)	35	41	41
Balfours Golf Club	15	14	12
Belair Hotel Golf Club	27	32	47
Below The Pin	231	203	11
Beograd Golf Club	7	8	10

<b>SOCIAL (continued)</b>	<b>2017</b>	<b>2016</b>	<b>2015</b>
BG Golf Club	14	14	14
Blackwood & Community RSL Golf Club	11	13	16
Bridgestone Golf Club	13	15	16
Broadview Football Golf Club	27	29	22
Casino Employees Golf Club	4	4	7
Cheers Golf Club	11	11	14
Croatian Golf Club	7	6	10
CTA Golf Club	28	21	20
Eagles Golf Club	25	0	0
Edwardstown Football Club Golf Club	11	16	15
EET Golf Club	27	24	22
Electrolux Golf Club	25	20	21
Emu Golf Club	4	5	9
Fairways Golf Club	18	16	21
Fulham Ramblers Golf Club	18	18	18
Gardens Golf Club	15	11	23
GenYgolf	250	250	94
Hawks Golf Club	0	15	17
Hellenic Golf Club	14	10	14
Henley Golf Club	24	22	23
Ingle Farm Golf Club	30	25	30
Islington Golf Club	17	18	18
Jimminy Crickets Golf Club	56	54	63
Kaycee Golf Club	13	8	9
Kilburn RSL	17	19	21
Kiwi Golf Club	9	13	15
Mitsubishi Staff Golf Club	50	45	46
Monroe Golf Club	16	15	20
Panther Golf Club	17	16	19
Paradise Golf Club	13	20	17
Port Noarlunga Golf Club	10	10	10
Prospectors Golf Club	17	18	21
Rainsfords Golf Club	13	12	16
Redbacks Social Golf Club	27	27	30
Reynella Golf Club	17	21	21
Rosewater Football Golf Club	16	16	0
Royal Automobile Assoc Staff Golf Club	8	7	10
SA Correctional Services	49	37	47
SA Hardware Golf Club	42	39	44
SA Italian Golf Club	41	41	68
SA Metro Fire Service Golf Club	34	34	37
SA Oil-Industry Golf Association	71	76	88
SA Police Golf Club	49	42	46
SA Public Golf Club	16	15	20
SA Sports Golf Club	13	17	20
SA Taxi Golf Club	138	116	50
Sheidow Park Cricket Golf Club	8	7	8
Shell Company Golf Club	13	16	16
Sikh Golf Club	36	37	42
SOGO Golf Club	3		
Southern Cross Golf Club	21	23	19
Southern Divots Golf Club	14	14	11
Talunga Golf Club	26	25	25
The Oaks Golf Club	22	21	28
The Oddballs Golf Club	13	13	13
The SGA Golf Club	1828	996	5
The Visitors Golf Club	7	8	8
Tin Cup Golf Club	24	18	19
Transport Golf Club	47	45	50
TPI & Veterans Golf Club	8	4	0
VIP Golf Club	17	18	18
VFL Golfers	19	18	15
Wanderer's Golf Club	18	18	29
West Croydon Golf Club	17	13	13
Wellington Golf Club	7	7	8
Windmill Golf Club	13	11	12
<b>TOTAL</b>	<b>3919</b>	<b>3005</b>	<b>1750</b>

# 2017 Golf SA Amateur Classic & Rene Erichsen Salver Winners



**Rebecca Kay** (Queensland),  
**Zach Murray** (Victoria)





# GolfSA

North Adelaide Golf Course,  
Strangways Terrace,  
North Adelaide SA 5006

PO Box 423,  
North Adelaide SA 5006

**P** (08) 8267 1353

**F** (08) 8267 1437

[www.golfsa.com.au](http://www.golfsa.com.au)



**be active.**



Government of South Australia

Office for Recreation and Sport