




GOLF NSW

ANNUAL REPORT

2011-12





CONTENTS

PATRON, PATRON MEMBER CLUBS, LIFE MEMBERS, HONORARY MEMBERS	4
GOVERNANCE & MANAGEMENT, GOLF NSW BOARD	5
COMMITTEES	6
COUNCIL MEMBERS	7
DISTRICTS & ZONES	9

REPORTS 10

CHAIRMAN'S REPORT	12
CEO'S REPORT	16
CHAIRMAN OF FINANCE REPORT	20

FINANCIALS 22

AUDITED FINANCIAL REPORT FOR GOLF NSW LIMITED	24
---	----

NSW GOLF FOUNDATION 42


NSW GOLF FOUNDATION REPORT	44
AUDITED FINANCIAL REPORT	45

EVENTS 46

SUMMARY OF EVENTS	48
-------------------	----

MEMBERS 56

MEMBERSHIP BREAKDOWN & CHARTS	58
-------------------------------	----



PATRON

Her Excellency Professor Marie Bashir AC, CVO, Governor of NSW



PATRON MEMBER CLUBS

The Australian Golf Club

The Royal Sydney Golf Club



LIFE MEMBERS

Mr Brian Barnes
Mrs Patricia Bridges OBE
Mr John Buckley
Mr Ian Chomley
Mr Lionel Clark
Mr Stuart Cox
Mr Ian Fraser
Mr Anthony Gresham OAM
Mr John Higson
Mr Kevin James
Mr Eric Kime
Mrs Margery McWilliam OAM
Mr Alex Mercer
Mr Bruce Nairn OAM
Mr Kevin Owens
Mr Geoffrey Simmons
Mr Al Trinder
Mr Ray Vize
Mr Earle Williams

HONORARY MEMBERS

Mrs Marjorie Askew	Mr Gary Linford
Mrs Leonie Busch	Mrs Helen Lowe
Mrs Frances Crampton AM	Mrs Helen Mayman
Mrs Margaret Drury	Mrs Mim McCutcheon
Mrs Meg Felan	Mrs Laurie McFadden*
Mrs Betty Ferguson*	Mrs Didy McLaurin
Mrs Liliith Gollan	Mrs Joan O'Connell
Mrs Fay Heywood	Mrs Sue Ross
Mrs Carol Humphreys	Mrs Mollie Sutherland
Mr Herb James	Mrs Barbara Uttley
Ms Patsy Jessup	Ms Jeannie Walker
Mrs Lois Lillyman	

* Deceased

GOVERNANCE & MANAGEMENT

Golf NSW was created by golfers... is controlled by golfers... and works for the benefit of golfers. The organisation is governed by a Board of Directors, Council, Committees, District and Club Delegates. The operations are managed by a team of staff headed by a Chief Executive Officer.

GOLF NSW BOARD



Back Row L-R: Darrell Watts, Chris Allen (Chairman), John Lock (Chairman of Finance) and Frank Gal. Front Row L-R: Jean Moran, Lynne Ritchie and Sue Fabian (Deputy Chairman).
Inset (right): John Waanders, Alan Harrison.
Retired: Carolyn Bloch (2011).



2011-2012 COMMITTEES

FINANCE, AUDIT & RISK

* Combined Finance with Audit & Risk Committees

John Lock (Chair)

Chris Allen

Carolyn Bloch

(Retired – Audit & Risk Committee)

David Coulton

(Retired – Finance Committee)

Sue Fabian

Alan Harrison

John Waanders

HANDICAPPING & COURSE RATING

Lynne Ritchie (Chair)

Olwyn Johnstone

Bob Griffiths (Retired)

Colin Kaye

Brian Lanz

John Lock

John Miller

Jann Pearson

Moya Shepherd

Chris Allen

Sue Fabian

HIGH PERFORMANCE

Darrell Watts (Chair)

Les Browne

Kim Burke

Sandra Gillies

Matt Green

Dennise Hutton

Graeme Phillipson

Khan Pullen

Peter Van Wegen

Chris Allen

Sue Fabian

SELECTORS

Khan Pullen (Chair)

Les Browne

Dennise Hutton

Bruce Nairn OAM

MATCH - MEN'S

Les Browne (Chair)

Bob Griffiths (Retired)

Frank Gal

Sandra Gillies

Grant Harding

Alan Harrison

Bruce Nairn OAM

Lester Peterson (Retired)

Robert Scott

Denis Spillane

Tony Steele

Darrell Watts

Chris Allen

Sue Fabian

MATCH - WOMEN'S

Sandra Gillies (Chair)

Margaret Ashton (Retired)

Annette Baggie

Marcia Box

Janet Bracken

Les Browne

Judy Haddrick

Elsa Hocking (Retired)

Olwyn Johnstone

Julie Jones

Jean Moran

Jann Pearson

Lynne Robson

MATCH - WOMEN'S cont.

Susan Wilson

Chris Allen

Sue Fabian

NSW GOLF FOUNDATION

Chris Allen (Chair)

Katrina Brown (Retired)

Jane Buckley (Retired)

Sue Fabian

Jim Glenday

Richard Hattersley (Retired)

John Robinson

RULES & AMATEUR STATUS

Frank Gal (Chair)

Ian Fraser

Bob Griffiths (Retired)

Judy Haddrick

Jean Moran

Michael Palmer

John Robinson

David Shannon

Moya Shepherd

John Waanders

Chris Allen

Sue Fabian

COUNCIL MEMBERS

METROPOLITAN ZONES A, B & C

L-R: Jo-Ellen Thorpe (C), Les Browne (A), Michelle Adair (B), Bruce Nairn OAM (B), Jann Pearson (A), Robert Scott (B), Annette Baggie (A), Ian Fraser (B), Alan Simons (A), John Barbour (B), Judy Harris (C), Margaret Koeninger (A), Jill Roach (B), Julie Jones (A), Diana Lindsay (B), Carole Jones (B), Tony Steele (A), Barry Rowley (C), Carole O'Brien (C), Jim Glenday (C), Gerard Bush (A), Denis Spillane (C), Colin Smith (B), Trevor Bartley (C), Lynne Robson (A) and John Dunkin (C). Absent: John Benn (A), Kate Crone (B), Yvonne Day (C) and Trish Nance (C). Retired: Susan Bourne (B), Stuart Cox (B), John Lock (C) and Colleen McNeill (C).



ZONE A Represents northern metropolitan clubs

ZONE B Represents southern metropolitan clubs

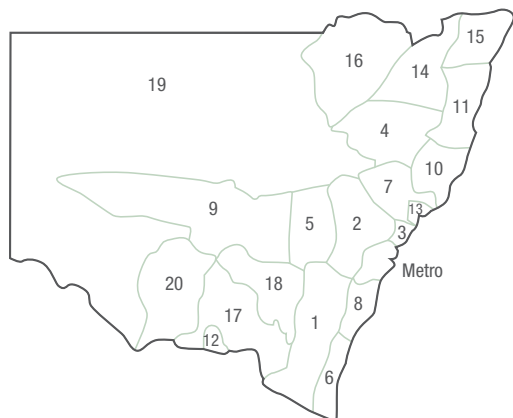
ZONE C Represents western metropolitan clubs

COUNTRY DISTRICT GOLF ASSOCIATIONS (MEN'S & WOMEN'S)

L-R: Paul Cortaville (Newcastle DGA), Grant Harding (South West DGA), Jan Frater (New England DGA), Ken Martin (Western Riverina DGA), Colleen Bennett (Far South Coast & Tablelands GA), Jim Jackson (ACT Monaro DGA), Peter Mackay (Mid North Coast DGA), Maureen Cole (Blue Mountains LDGA), Robert Scarr (Hunter River DGA), Lance Fredericks (Illawarra DGA), Deanne Deitz (Newcastle-Hunter DLGA), Paul Thomas (Lachlan Valley DGA), Margaret O'Donnell (Newcastle-Hunter DLGA), Ian Elliott (Central Coast DGA), Peter Brien (Western DGA), Verelle Miller (Women's Golf Central North Coast), Ray Bellamy (Lower North Coast DGA), Marcia Box (Western DLGA), Julie Jenkins (South West Ladies GA), David Byfield (Riverina DGA), Di Boulton (North & North West DLGA), Bob Soper (Far South Coast DGA), Marilyn Wright (Women's Golf Illawarra), Tony Busch (Blue Mountains DGA), Joy Slater (Women's Golf Northern Rivers) and Ellen Rae (Central Coast Women's Golf Association). Absent: Ian Armour (Northern Rivers DGA), Janet Bracken (Central Southern Golf Association), Tony Briers (Murray DGA), Greg Kellett (Central North DGA), Brian Lanz (New England DGA), John Miller (Central Western DGA), Robyn Newey (Western DLGA) and Aileen Whitticker (Riverina LGA). Retired: Gary Bryant (Mid North Coast DGA), David Coulton (North West DGA) and Bob Griffiths (Illawarra DGA).

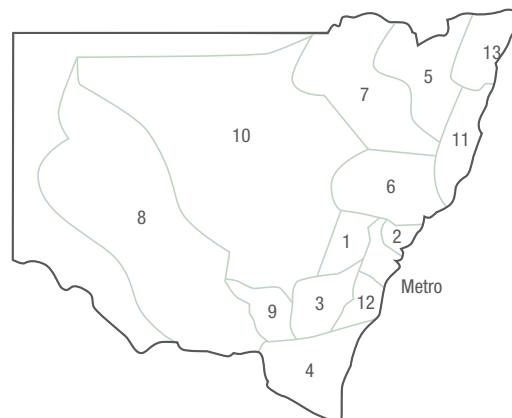


DISTRICTS & ZONES



MEN'S COUNTRY DISTRICTS - ZONE D

1. ACT Monaro District Golf Association
2. Blue Mountains District Golf Association
3. Central Coast District Golf Association
4. Central North District Golf Association
5. Central Western District Golf Association
6. Far South Coast District Golf Association
7. Hunter River District Golf Association
8. Illawarra District Golf Association
9. Lachlan Valley District Golf Association
10. Lower North Coast District Golf Association
11. Mid North Coast District Golf Association
12. Murray District Golf Association
13. Newcastle District Golf Association
14. New England District Golf Association
15. Northern Rivers District Golf Association
16. North West District Golf Association
17. Riverina District Golf Association
18. South West District Golf Association
19. Western District Golf Association
20. Western Riverina District Golf Association



WOMEN'S COUNTRY DISTRICTS - ZONE E

1. Blue Mountains District Ladies Golf Association
2. Central Coast Women's Golf Association
3. Central Southern Golf Association
4. Far South Coast & Tablelands Golf Association
5. New England District Golf Association
6. Newcastle Hunter District Ladies Golf Association
7. North & North West District Ladies Golf Association
8. Riverina Ladies Golf Association
9. South West Ladies Golf Association
10. Western Districts Ladies Golf Association
11. Women's Golf Central North Coast
12. Women's Golf Illawarra
13. Women's Golf Northern Rivers



2011-12



REPORTS

The second year in the life of Golf NSW has seen further consolidation and rationalisation of a number of our core activities.

CHAIRMAN'S REPORT

The second year in the life of Golf NSW has seen further consolidation and rationalisation of a number of our core activities. As a consequence we are better positioned to embark on some strategic imperatives; including assistance to member clubs with issues such as participation levels and declining memberships. Greg Mills has touched on the subject of club memberships in his report.

The cornerstone of much change in the past year has been driven by the ever increasing level of accountability applied to us by our stakeholders, resulting in the introduction of much more robust budget process capably driven by the Chairman of Finance, John Lock.

Two areas that have received particular attention have been the financial viability of events, and costs related to our elite player programs.



“The cornerstone of much change in the past year has been driven by the ever increasing level of accountability applied to us by our stakeholders...”



EVENT REVIEW

The Golf Department's decision to review all our events was well overdue. Although it was tackled with an open mind it proved to be an awakening exercise. A rigorous process was adopted and all involved are to be congratulated for their inclusive attitude throughout. The word 'change' was used regularly and to be fair, almost all those involved had to step outside their comfort zone at one time or another during the exercise. The merits of which were revealing encourage the Match Committees to conduct an annual review to ensure the events we stage remain both relevant and financially sustainable.

HIGH PERFORMANCE

As suggested in last year's report, a modernistic strategy was embraced with regard to our elite player program with the NSW Institute of Sport Golf Program being wound down and an in-house High Performance Program established. This process was undertaken with assistance from Golf Australia, coaches from other states, the Australian Sports Commission and, most importantly, present and past elite players. Khan Pullen, (an employee of Jack Newton Junior Golf) was appointed High Performance Manager

of Golf NSW, sharing his time between Golf Australia, Jack Newton Junior Golf and Golf NSW. The NSW Men's team pole vaulted from last place in 2011 to take the Interstate Series crown in 2012. The Women's and Junior Teams weren't quite so successful, but both contested strongly. Although it is early days, we are certainly in a better position on the elite player landscape. We congratulate Khan, each of the team managers and support crew for a job really well done.

FINANCE

A conservative investment strategy has been employed (consisting largely of bank term deposits) which has provided security, but has had a negative impact on our investment income due to the lower interest rate environment. On the other hand, reduced spend in the areas of payroll, events, and High Performance costs have seen production of higher than anticipated earnings for the year.

The budget for year 2012-13 has been extremely thorough, with a key priority being to minimise affiliation fee increases to member clubs and ultimately to their members, in particular capitation fees passed directly onto Golf Australia. Let me now turn to other areas of the business.

HANDICAPPING & COURSE RATING

The rating of our courses across the state progressed well throughout the year. Only a few metropolitan courses and some of the sand green layouts west of the divide are still to be completed.

Handicap and Course Rating Chair, Lynne Ritchie, ably supported by John Lock have project managed the process. They have dedicated many a long hour both on the road and on the courses across the state. Additionally, staff member Adam Dransfield has also played a key role as part of the team, particularly in terms of recording and managing the detailed documentation.

Allied to the rating of all of our courses are the interim changes to the handicapping system that Golf Australia has implemented during the year. Hopefully, the final pieces of the handicap system, including the much anticipated Slope Indexing, will be introduced in 2013.



RULES & AMATEUR STATUS

Although we are still conducting Rules educational programs and providing assistance to club members, we have also responded to the need by many clubs (i.e. their Match Committees) with setup of courses, including hazard and other markings, Local Rules and Conditions of Competitions. This program is being rolled out across the state.

MATCH/EVENTS

Golf NSW events remained well supported throughout 2011/12, with a number of outstanding performances. In January and soon after winning the Australian Women's Amateur, New Zealand's Lydia Ko became the youngest ever winner of a professional golf event when she won the 2012 Women's NSW Open at Oatlands Golf Club by 4 strokes, after finishing runner up in 2011.

Sydney's St Michael's Golf Club became the first club in history to win all three men's Metropolitan interclub titles, the Major Pennant,



the Eric Apperly Shield and the Junior Pennant, in the one season.

As mentioned earlier, it was a pleasure for our men's team to win the 2012 Interstate Series; but also for our women's, boys and girls teams to be very competitive in their Interstate Series contests.

The list of winners are recorded in this annual report with detailed results available on the website.

JUNIOR GOLF

I congratulate Jack Newton Junior Golf for the meteoric rise of their schools program. Innumerable hours of work have been invested by the JNKG team into setting up and resourcing the program as it is now. Seven territory managers are employed to organise training of teachers who deliver the program within their schools and to assist in organising gala days where the young students get to play on a nearby golf course. Clubs must also play a key role in the program by connecting with their territory manager and local schools to transition interested students into club life and the game proper.

To date this program has introduced no less than 14,994 schoolchildren to our wonderful game.

Our thanks to John and Jill Kinghorn for their generous and ongoing support funding this program.

MARKETING & SPONSORSHIP

We are fortunate to have some wonderful and generous support from our valued corporate partners, most of whom have been associated with us for many years. Golf NSW enters these arrangements with the intention of providing opportunities for its member clubs and their individual members, across a range of goods and services so that golfers throughout the state are able to achieve a benefit in some way, shape or form.

In particular, our Major Supporting Partners, Imagetec Solutions, Coca-Cola Amatil and Srixon provide the organisation with the resources to allow us to continue to deliver a calendar of events

for all levels of golfers as well as greatly assisting the office in its business functions.

In relation to our event partners, ClubKENO Holdings has again committed to extend its association for a further two years with the KENO Mixed Fourball Championship, which will stretch their link with this event to a 'lucky' 13 years. We thank them for their support over many years which has helped make the event one of the most popular participation events on our annual fixtures list.

De Bortoli Wines continues to support the popular Hole in One Club through their generous provision of wine to those fortunate enough to secure one of golf's ultimate victories – a hole in one; and we are grateful for the relationship with our apparel partners, Sporte Leisure, who provide a varied mix of product across their wide portfolio.

To all our other corporate partners, and recognising the ongoing support of the NSW Government across our range of activities, we sincerely value your support of Golf NSW and look forward to continuing to work with each for mutual outcomes.

GENERAL

Over the past months we have entered into two major environmental initiatives:

The first is a partnership agreement with the Sydney Metropolitan Catchment Management Authority (SMCMA). This project will allow training to golf course managers and ground maintenance staff in a defined area of metropolitan Sydney, on how to increase native biodiversity on their land. SMCMA, by working closely with Golf NSW, hope that a number of golf courses and local government councils will build and link vegetation corridors extending right across Sydney. Birds and animals can use these corridors to move to new places to breed and feed, which helps the species to thrive.

The Australian Government has provided some \$1.8 million over four years to protect biodiversity in Sydney. The Teeing-off Carbon Connections project is supported through funding from the Australian Government's Clean Energy Future Biodiversity Fund.

We have also entered into a joint initiative with the Australian Golf Course Superintendents Association, NSW Golf Course Superintendents Association, Golf Management Australia (NSW), the Environmental Protection Agency and Golf Australia. This initiative is intended to assist the Golf Industry in New South Wales to deliver on its ambition to become one of the golfing world's leading environmental performers.

After some 38 years in the industry, the last five being as CEO with NSWGA/GNSW, Greg Mills steps down on 28 September to take up residence in the Southern Highlands and, together with wife, Bronwyn, will be having a well-earned break.

On behalf of the Board of Golf NSW, I extend my thanks to Greg for his friendship and loyal service during some rather testing times.

It is also with regret that our Chairman of Finance, John Lock, has tendered his resignation effective August 2012 due to health issues. Although only on the Board for a short period, his contribution was profound. His absence from the course rating program will also be sadly missed by Lynne Ritchie and the course rating family. Thanks John.



Unfortunately we lost four of our most admired colleagues during the year: Honorary Members Mrs Betty Ferguson and Mrs Laurie McFadden; former Illawarra DGA Life Member and Delegate John Murphy; and former NSWGA Council member Dallas Naughton. Our deepest sympathies go out to all their family and friends.

In conclusion I thank our dedicated Board, Council and staff for their efforts to secure best outcomes for Golf NSW.

I am pleased to present to you the 2011-2012 Golf NSW Annual Report.

Good golfing,

Chris Allen
Chairman

CEO'S REPORT

I am pleased to confirm that Golf NSW continued to mature throughout its second year as an amalgamated entity and the net profit for the year exceeded budget projections. This hard earned result is a testimony to the dedicated work by all concerned.

As was the case last year, there were challenges – some new, some old, some predicted and others that simply emerged during the year – but that is the nature of our business. The collaborative way we confronted and overcame the various tests thrown to us was a rewarding experience in itself. The team effort and contribution was possibly one of the most pleasing highlights.



“The viability of the ‘traditional golf club’ model has really entered into a new phase of seriousness in recent months with dramatically increased numbers openly registering their need for help.”

COUNCIL MEETINGS

A major divergence from the format of traditional Council meetings took place in December 2011. The Board sensed that the Council Member group should be dealt a more broadly interesting agenda; preferably with a focus session related to a pertinent challenge, to stimulate their ongoing involvement.

There have been three Council Meetings since December and the workshop style focus sessions that have been conducted were all well received. The subjects covered included – The issues and challenges related to membership of traditional clubs, Discrimination within golf clubs and the Corporate Governance changes to the Registered Clubs Act.

In response to a comment expressed at last year’s AGM regarding the role, size and purpose of future Councils, the Board formed a Working Group in conjunction with a select number of Council Members to look into the matter. Whilst the initial results of this exercise that included an extensive survey were revealed to the entire Council and the Board in late June 2012, the final outcomes and recommendations may take a while to come through. However, I expect and hope it will set out a new list of aims and objectives for the Council that will assist us to improve the services we provide to our member clubs and districts.

MEMBERSHIP OF CLUBS

The issue of declining member numbers in clubs remains one of our industry’s biggest threats. If only the answer were simple, but there is no ‘one size fits all’ solution. This is an extremely complex issue and one of the toughest challenges clubs are confronted with as we move into the new financial year. However, the good news is, quite a few of our member clubs have recognised they have not been driving their business with sufficient motivation and/or energy. More oxygen to their strategic thoughts, more imagination and a willingness to embrace change are but three of the vital ingredients that will restart a club that has been in the doldrums, no matter what their size. The question is, what do clubs do to reinvent themselves and how can Golf NSW best support such a process?

The viability of the ‘traditional golf club’ model has really entered into a new phase of seriousness in recent months with dramatically increased numbers openly registering their need for help. In the past, most clubs in financial crisis have tended to bat on in the faint hope that patronage will improve and the problems will disappear. Nowadays, and exacerbated by the continual poor weather in the first half of 2012, such clubs have in the main adopted a more responsible, proactive approach. Many more are obtaining outside advice or assistance with some seeking expressions of interest from potential amalgamation partners. Either way, their chances of being lost to the industry are lessened. The impact of a lost club to the system has many negative side-effects that don’t need espousing here.

To highlight the need for all stakeholders to pull together and address this subject head on, Golf NSW staged a presentation workshop titled ‘Traditional Club Membership – Is it sustainable and what are the issues?’, as part of the December 2011 Council Meeting. The positive reaction created by the presentation workshop stimulated the thought processes of not only Council Members, but clubs and DGAs, so much so that five further sessions have been conducted. Council Members and Clubs can access the presentation and many other resources at any time by logging on to their secure sections of the website.

FINANCIAL PERFORMANCE

Details regarding the financial performance of the organisation are well covered in the Finance Reports. However, we have once again delivered a financial outcome that genuinely reflects our prudent attitude to the preservation of our funds without compromising the services we provide. A more analytical approach to budgeting, the containment of expenses, combined with an increased focus on non-affiliation fee revenue has paid dividends. I thank the Board in general, but particularly John Lock, our Chairman of Finance, who together with our CFO Denise Rogers have both played major roles in realising this result.

GOLF DEPARTMENT

Continuing recognition of the Golf Department's exploits in general is warranted yet again as Graeme Phillipson's line-up goes from strength to strength. His events team, headed by Christy Collier, manages events for women and men in an almost non-stop environment and the accolades they receive make their efforts all worthwhile. Congratulations and a huge thank you to all on Level 2 at HQ.

The ongoing rules accreditation of golfers at both club and state level has continued under Frank Gal's guidance and Rod Clark's administration. However, the focus of our rules education program is changing to cater for the wider rules interested population. Less structured, club based rules sessions have been more heavily promoted where there is no compulsion to sit exams.

The local rules review service Golf NSW provides to clubs has been taken up quite extensively during the year and we expect this to continue well into the future.

The re-rating of golf courses across NSW under the USGA system has been a mammoth task and is nearing completion. Under the guidance of Lynne Ritchie, most grass green courses in the state have been rated, with the sand green courses being last to complete as the methodology for rating these courses has only just been determined. The corresponding handicap system, which will include Slope, is proposed to be introduced by Golf Australia in the middle of 2013.

NSW OPEN/S

The NSW Open's relationship with The Vintage in the Hunter Valley where it had been based for the preceding four years concluded and the Championship was relocated to Newcastle Golf Club. Queensland's Adam Crawford won the title and, was extremely complimentary about how professionally the event was presented and staged by Golf NSW.

The Women's NSW Open was once again hosted by Oatlands Golf Club where several milestones occurred. A total of forty three international players including Laura Davies challenged Australia's best talent, and the winner created a 'world record'. Young Korean born Kiwi, Lydia Ko took the title at just 14 years of age and in so doing became the youngest ever winner of a professional golf tournament – men's or women's. A dedicated Women's NSW Open website was also launched where live scoring could be seen for the very first time.

SENIORS & VETERANS GOLF

Seniors and Veterans golf continued to go from strength to strength for both men and women, which is surely a sign of the baby boomer population coming of age.

A very successful meeting was also had during the year with the NSW Veteran Golfers Association. As a result we now share website links to ensure everyone has easy access to information related to the over 55s.



THE GOLFERS CLUB OF NSW

As the financial year drew to a close, so did the lifespan of the Golfer's Club NSW/ACT. It was originally a service offered by Women's Golf NSW prior to amalgamation to facilitate access into the sport for the less confident and/or beginner sector.

With the recent introduction of the national Golf Club Connect Program, Golf NSW felt it would be to our advantage to transition those involved now and in the future into a more club member based alternative. Similarly, the Golf Access program run in conjunction with and by Warringah Golf Club in recent years will also be wound down in the coming months to de-confuse the market.

INFORMATION TECHNOLOGY & COMMUNICATIONS

Last year I spoke about establishing a new IT platform and related matters. Since then, we have been conducting IT audits across the organisation to better understand our needs.

Now, we are assessing the need for a permanent IT resource to identify, maximise and manage this vital area. Although our website is just over a year old and it has been appreciably advanced since its launch, it is already under review as part of this process. However, our new Microsoft Dynamics database management system has taken our business and our ability to communicate to a whole new level overnight and we have only scratched the surface of its capability.

Recently, Golf NSW successfully applied to the Donortec program who provide software programs at a very nominal cost to not-for-profit organisations. This advantage has already reduced IT spend which will be an ongoing benefit; such is the nature of software.

The evolution of our fortnightly produced Drop Zone titled electronic news publication has matured during the year. It now has a distribution list well into the thousands with recipients all receiving the latest news from Golf NSW and information from our corporate partners.

Further on our communications channels... Council Members and Clubs are far better served these days following the creation of information banks on our website. Relevant information for each group is now privately stored for their convenient access 24 X 7, as opposed to having to totally rely on bulk mail outs every other month.

COMMERCIAL

On the business front, both NSW Opens demanded much of James Black's attention during the year. Notwithstanding that diversion, our major supporting partner program is really starting to take shape. Alongside the Government, sits CCA (Coca Cola) and Imagetec who have recently been joined by Srixon, who has significantly expanded their involvement with Golf NSW. KENO has signed a new two year agreement to sponsor the NSW Mixed Fourball Championship which continues their eleven year unbroken commitment to the event. And, there are two new club directed opportunities about to be released, one energy based and the other water. Stay tuned.

NSW GOLF FOUNDATION

The NSW Golf Foundation continued its benevolent work providing grants to deserving clubs and individuals across the state. But it is quite frustrating knowing that there are so many clubs that can justify support and we cannot grant all applications we receive. I thank the Governors and all those who volunteered their services and for their dedication to the cause. Much appreciated as always.

GOVERNANCE & ADMINISTRATION

2011-2012 saw the review and/or introduction of a wide range of business and risk management policies. A Member Protection Policy (MPP) was established and a Member Protection Information Officer (MPIO) and a Workplace Health & Safety Officer were officially appointed. Mitsie Kent and Wynter Hines fill these two positions.

STAFF

Movements during the year just gone included the departure of Robyn Jones, Donna Mitchell, Glenn Whittle, Nicky Bethwaite and Cherie Allan. On the other side of the ledger, Khan Pullen was appointed Manager (part time) of our High Performance Program with Jon Shineberg and Nicole Bessant joining the Golf Department Team. Current State player, Olivia Wilson was our fourth new recruit having been appointed as Accounts Payable Officer.

.....

Whether you read this Annual Report from cover to cover or not, you may have noticed it has been streamlined in terms of content. The main reason being, that post amalgamation, it simply became too demanding and costly to produce a report that totally embraced every aspect of what had been traditionally included. Therefore, a decision was made to include the obligatory information and other details including major event results. Any non-included details that were historically covered were transferred to the website which can be accessed at any time.

To our Golf NSW committees, member clubs and districts the organisation shares all with you. We appreciate the difficulties the industry faces, but also the opportunities this presents. There have been tough times in the past and there will no doubt be more to come, but this industry has always rallied and I sincerely hope the future replicates the past.

As this is my last report as CEO, I take the opportunity to personally congratulate Chris Allen and the Board as well as their predecessors for their dedication and enthusiasm. Being a Director of Golf NSW is no easy assignment with the responsibilities they shoulder. I wish them, and all our member golf clubs and districts all the very best for the future. May the challenges of today, become the opportunities of tomorrow.

In closing, I must express my most admiring thoughts to a staff group that is growing in stature day by day. Although as a team we were still developing, their ability to deliver so professionally and without any fuss is a tribute to them all. Thank you enormously.



Greg Mills
Chief Executive Officer

FINANCE REPORT

Golf NSW having now completed its second full year of operation continues to be very strong financially for the period from 1 July 2011 to 30 June 2012.

The Balance Sheet for the period showed a net profit of \$232,280, which includes a surplus of \$7,511 from the NSW Golf Foundation. The Income Statement includes the revenue and expenses of the NSW Golf Foundation.



“The Balance Sheet for the period showed a net profit of \$232,280, which includes a surplus of \$7,511 from the NSW Golf Foundation. The Income Statement includes the revenue and expenses of the NSW Golf Foundation.”

The assets of Golf NSW are offset by total liabilities of \$1,485,374 leaving an equity balance of \$9,708,708.

Golf NSW wishes to express their sincere thanks to our sponsors who have provided additional revenue of \$661,420; and to the Kinghorn Foundation with their generous support amounting to \$1.02 million received via the Australian Sports Foundation.



I would like to make a special mention of the service in the past year provided by John Lock who was the elected Chairman of Finance following last year's Annual General Meeting. John has provided outstanding input into the control of the finances and the reporting processes. Unfortunately John submitted his resignation recently as Chairman of Finance and from the Board of Directors due to his health and family commitments. He also played a strong role with the Handicapping and Course Rating Committee which had (and continues to have) a demanding role in the processing

of ratings for all of our Golf Clubs in NSW. On behalf of the Board of Directors, and as a personal note having worked closely with John on the Finance Committee, I wish him well in the future and sincerely hope that his health is on the mend.

I also offer my personal thanks to Denise Rogers for her very capable management of the finances of the organisation; to the retiring CEO, Greg Mills, for his continued input, assistance and cooperation during the year; and to the Golf NSW Chairman, Chris Allen and Deputy Chairman, Sue Fabian, for their contributions as members of the Finance Committee.

Alan Harrison is the Chairman of the Audit and Risk Committee which plays such an important role in ensuring the Company fulfils its many legal obligations and responsibilities. Alan provides valuable support and assistance to the Finance Committee for which I am very grateful.

Finally, I wish to express my gratitude to the remaining Directors of the Board and the staff of Golf NSW for their continued assistance and support during the past year.

John Waanders
Chairman of Finance



2011-12



FINANCIALS

The financial report of Golf NSW Limited for the financial year ended 30 June 2012 and the auditor's report thereon.

GOLF NSW LIMITED

A.B.N 48 001 642 628

DIRECTORS' REPORT

The Directors present their report together with the financial report of Golf NSW Limited for the financial year ended 30 June 2012 and the auditor's report thereon.

DIRECTORS

The Directors' of Golf NSW at any time during the financial year and the number of Directors' meetings attended by each Director of Golf NSW during the financial year are:

Meetings

Name	From	To	Held	Attended
Chris Allen	1/07/2011	30/06/2012	10	10
Carolyn Bloch	1/07/2011	6/10/2011	2	2
Sue Fabian	1/07/2011	30/06/2012	10	9
Frank Gal	1/07/2011	30/06/2012	10	10
Alan Harrison	1/07/2011	30/06/2012	10	9
John Lock	6/10/2011	30/06/2012	8	8
Jean Moran	1/07/2011	30/06/2012	10	10
Lynne Ritchie	1/07/2011	30/06/2012	10	10
John Waanders	1/07/2011	30/06/2012	10	10
Darrell Watts	1/07/2011	30/06/2012	10	10

All Directors are experienced golf administrators.

INFORMATION ON DIRECTORS

Chris Allen	
Role	Elected Director (Chairman) and ex-officio on all Golf NSW Committees
Qualifications	Retired banker
Experience	A Member of Pennant Hills Golf Club for twenty nine years where he was on the Board for eight years and Club Captain for six years. Chris was a Club Delegate to NSWGA prior to amalgamation and has continued in that role with Golf NSW serving eleven years in all. He served on the Council of NSWGA prior to being appointed to the Board in November 2007 and was elected Chairman of the inaugural Board of Golf NSW after amalgamation in 2010. He has been a NSW Delegate to Golf Australia since then. Chris is also Chairman of the NSW Golf Foundation and has been a Director of the Jack Newton Junior Golf Foundation for two years. A Member of Golf Australia's Handicap Sub-Committee, High Performance Panel and the Rules, Amateur Status and Handicap Policy Committee. State and National accredited referee and was also a Member of the USGA Rules Committee for the 2011 US Open Championship.
Sue Fabian	
Role	Re-Elected Director (Deputy Chairman) and ex-officio on all Golf NSW Committees
Qualifications	B.A. Dip. Ed (Sydney University). Secondary-adult education and Governance consultant
Experience	A member of Pennant Hills Golf Club for twenty six years, Sue has been actively involved in golf at club, State and National level for over fifteen years. Sue served as a Council Member and Director (2004-2010) of WGNSW, Chairman of Match (2006-2009), member of the Merger Steering Committee from 2005, and led WGNSW as President from 2009 to the formation of Golf NSW in 2010. She has represented NSW on the Golf Australia Council since 2009 and is a Governor of the NSW Golf Foundation. Previously on National Championship and Course Rating and Handicapping Committees, Sue is State Rules accredited, a member of the National Referees team, and plays an active part in NSW Rules education. Sue was Chairman of the Board of a large Sydney Independent School for ten years to 2005, was on the Board of the NSW Association of Independent Schools, and is currently a Director on the Board of a Special School.
John Lock	
Role	Elected Director (Chairman of Finance - From 6/10/2011 - 30/06/2012)
Qualifications	Qualified Accountant (C.P.A.)
Experience	John has been involved with the game of golf for over forty years, a member of Carnarvon Golf Club for thirty two years and is currently Vice-Captain and Chairman of Match at that club. John served as a Golf NSW Council Member for five years and is also the Deputy Chair of Handicapping and Course Rating. He is currently Secretary of The Australian Golf Heritage Society. John specialised in public sector compliance and forensic accounting.

Frank Gal	
Role	Elected Director (Chairman of Rules & Amateur Status)
Qualifications	Accounts Supervisor (Retired)
Experience	Frank has been actively involved in golf administration at club level since 1992 and state level since 2000. Frank served as Vice President, Treasurer and Captain of Richmond Golf Club. At State Level, he has served on numerous committees including Rules & Amateur Status, Match, Handicapping & Course Rating, Planning & Development and the NSW Open. Frank became a NSWGA Director in 2004 and Chairman of the Rules & Amateur Status Committee in 2005. At the National Level, Frank has been a member of the Golf Australia Rules of Golf & Amateur Status Committee since 2006 and is actively involved in the review group charged with the development of the National Rules Education and Accreditation resources. He is a member of the National Referees squad, has officiated at State and National level since 2000 and in 2009 graduated at the R&A Referees School with distinction.
Alan Harrison	
Role	Elected Director (Chair of the Audit and Risk Committee)
Qualifications	Over 20 years of administration and management experience at Club, District and State levels
Experience	Alan has been involved in the administration and management of golf for over twenty years as a Board Member, Committee Member and Council representative with Federal Golf Club, ACT Monaro District Golf Association, NSWGA and Golf NSW. He was a member of the Joint Merger Steering Committee from inception and has been a NSW Delegate to Golf Australia since 2008. Alan has been a Director of Golf NSW since 1 July 2010 and is currently Chair of the Audit and Risk Committee. Alan has over twenty-five years of public sector experience in a range of management and executive positions in the areas of corporate governance, compliance and audit, employee/workplace relations and contract management.
Jean Moran	
Role	Re-Elected Director
Qualifications	Teacher (Retired)
Experience	Jean was a small business owner prior to her retirement. She has been a golfer for over twenty years and involved in golf administration over that time serving as Women's Club and District Captain, Club Treasurer and Handicapper. Jean also served on Match and Greens Committees at Club level. She was a Director of WGNWS prior to the merger and was also a Director of Toukley Golf Club for three years. Presently a member of the Golf NSW Women's Match Committee and the Rules Committee. She is a State accredited Rules Official and a member of the GA National Referees squad and regularly referees at Men's and Women's State and National Open Championships. Jean is currently a member of Shelly Beach Golf Club and is on the Women's Committee.
Lynne Ritchie	
Role	Elected Director (Chairman of Handicapping & Course Rating)
Qualifications	Chemical Laboratory Technician (Retired)
Experience	Lynne has been involved in golf administration from grass roots to National level for many years. Lynne was a WGNWS Council Member from 2002-2010 and is currently the Golf NSW - Chair of Course Rating and Handicap Committee as well as the NSW Representative on Golf Australia's Course Rating Sub-Committee. Lynne has been a Member of Lithgow Golf Club for thirty eight years, Club Secretary for eight years and continues to be a Board Member. Lynne has also served on the Ladies Committee for thirty six years holding positions of President, Secretary, Captain and Handicap Manager. She is additionally serving her sixteenth year as Secretary of the Blue Mountains DLGA and a Member of the Committee for twenty six years.
John Waanders	
Role	Re-Elected Director (Chairman of Finance - From 1/07/2011 - 06/10/2011)
Qualifications	Chemical Engineer (Retired)
Experience	John has been involved in golf administration since 1982. Initially commenced his term on the Council of the NSW Golf Association in 2003 and became a Director in 2004. John was Treasurer from 2007-2010 and is a member of the Rules & Amateur Status Committee and a State Level accredited Rules Official. He became a member of Muree Golf Club in 1969 and was elected to its Board in 1982 and served as Treasurer from 1983-1994. John was also the Hon. Secretary and/or President of the Newcastle DGA from 1992-2010.
Darrell Watts	
Role	Elected Director
Qualifications	Insurance Broker (Retired)
Experience	Darrell has been involved with Golf for over forty years. He served as a Council Member of the NSWGA for five years, has been a Director for four years and served on the Match, Marketing and Development & Course Rating Sub-Committees. Darrell was the Vice Captain of Ocean Shores Golf Club, past Vice President of Murwillumbah Golf Club and was the Chairman of Greens and Junior Co-coordinator for three years. He was the Junior Promotion Officer for Northern Rivers DGA for six years and served as Vice President and President for five years respectively. He is currently the NRDGA Vice President and a Director of JNJC.

PRINCIPAL ACTIVITIES

The principal activities of Golf NSW during the course of the financial year continued to be the promotion and development of the game of golf in New South Wales.

RESULTS OF OPERATIONS

The net operating profit for the financial year was \$232,280.

Due to the corporate structure of the NSW Golf Foundation there is a legal requirement for the accounts of the Foundation to be consolidated with Golf NSW.

The NSW Golf Foundation recorded a surplus of \$7,511 due largely to the generous support of \$1.02 million once again being received from the Kinghorn Foundation via the Australian Sports Foundation. These funds have been and will continue to be used solely for the development of junior golf in NSW.

CHANGES IN STATE OF AFFAIRS

There were no significant changes to the state of affairs of Golf NSW.

EVENTS SUBSEQUENT TO REPORTING DATE

There has not arisen during the interval between the end of the financial year and the date of this report any item, transaction or event of a material and unusual nature likely, in the opinion of the Directors of Golf NSW, to affect significantly the operations of Golf NSW, the results of those operations, or the state of affairs of Golf NSW in future financial years.

LIKELY DEVELOPMENTS

Information about likely developments in the operations of Golf NSW and the expected results of those operations in future financial years has not been included in this report because disclosure of the information would be likely to result in unreasonable prejudice to Golf NSW.

INDEMNIFICATION AND INSURANCE OF OFFICERS AND AUDITORS:

INSURANCE PREMIUMS

Since the end of the previous financial year, Golf NSW maintained an insurance policy in respect of Directors' and Officers' liability insurance contracts, for current and former Directors and Officers of Golf NSW. The insurance policies do not contain details of the premiums paid in respect of individual Directors or Officers of Golf NSW.

INDEMNIFICATION

The insurer will pay on behalf of the Directors and Officers any loss which the Directors and Officers may not be legally indemnified by Golf NSW arising out of any claim, by reason of any wrongful act committed by them in their capacity as Director or Officer, first made against them jointly or severally during the period of insurance and notified to the insurer during the indemnity period.

The insurer will pay on behalf of Golf NSW any payment which it is legally permitted to make arising out of any claim, by reason of any wrongful act, committed by any Director or Officer in their capacity as a Director or Officer, first made against the Director or Officer during the period of insurance and notified during the indemnity period.

By order of Golf NSW Limited:



Chris Allen

Chairman

10th September 2012

BALANCE SHEET

For the year ended 30 June 2012

	Note	30-Jun 2012 \$	30-Jun 2011 \$
Current Assets			
Cash and cash equivalents	5	7,669,907	6,541,626
Trade and other receivables	6	398,546	220,232
Inventories	7	49,778	32,857
Prepayments		34,974	45,074
Total Current Assets		8,153,205	6,839,789
Non-Current Assets			
Plant and equipment	8	3,040,877	3,183,108
Total Non-Current Assets		3,040,877	3,183,108
TOTAL ASSETS		11,194,082	10,022,897
Current Liabilities			
Trade and other payables	9	505,920	149,691
Deferred income	10	738,909	177,236
Employee benefits	11	198,883	171,051
Total Current Liabilities		1,443,712	497,978
Non-Current Liabilities			
Employee benefits	11	41,662	48,491
Total Non-Current Liabilities		41,662	48,491
TOTAL LIABILITIES		1,485,374	546,469
NET ASSETS		9,708,708	9,476,428
Equity			
Retained profits	12	7,376,959	7,152,190
Reserves	13	2,331,749	2,324,238
Total Equity		9,708,708	9,476,428

The notes on pages 30 to 37 are an integral part of these financial statements.

INCOME STATEMENT

For the year ended 30 June 2012

	Note	30-Jun 2012 \$	30-Jun 2011 \$
Revenue			
Affiliation Fees	4	4,615,697	4,657,041
Other Revenue	4	2,693,883	2,821,733
Total Revenue		7,309,580	7,478,774
Expenses			
Employee Expenses		(1,590,179)	(1,640,858)
Depreciation Expense		(222,089)	(229,926)
Coaching and Development		(248,201)	(334,552)
Consulting Expenses		-	(4,800)
Golf Australia Fees		(1,726,442)	(1,670,470)
Tournament Expenses - General		(432,507)	(426,939)
- NSW Opens		(512,851)	(498,585)
NSW Golf Foundation Expenses		(1,197,549)	(673,837)
Jack Newton Junior Golf Foundation Grant		(155,000)	(135,909)
Other expenses from ordinary activities		(992,482)	(1,274,854)
Total expenses		(7,077,300)	(6,890,730)
Profit/(Loss) Before income tax		232,280	588,044
Income tax expense		-	-
Net profit/(loss) attributable to members		232,280	588,044

The notes on pages 30 to 37 are an integral part of these financial statements.

STATEMENT OF CASH FLOWS

For the year ended 30 June 2012

	Note	30-Jun 2012 \$	30-Jun 2011 \$
Cash flows from operating activities			
Receipts in the course of operations		7,419,775	5,358,809
Payments in the course of operations		(6,483,939)	(7,067,520)
Interest received		273,164	287,153
Net cash from operating activities	14(b)	1,209,000	(1,421,558)
Cash flows from investing activities			
Proceeds from sale assets		37,727	810,039
Acquisition of property, plant & equipment		(118,446)	(76,599)
Net cash used in investing activities		(80,719)	733,440
Cash flows from financing activities		-	-
Net cash used in financing activities		-	-
Net increase/(decrease) in cash and cash equivalents		1,128,281	(688,118)
Cash and cash equivalents at 1 July 2011		6,541,626	5,236,152
Cash transfer from WGNSW on 1 July 2011		-	1,993,592
Cash and cash equivalents at 30 June 2012	5	7,669,907	6,541,626

The notes on pages 30 to 37 are an integral part of these financial statements.

NOTES TO THE FINANCIAL STATEMENTS

For the year ended 30 June 2012

Note 1: Reporting Entity

Golf NSW Limited is a public company limited by guarantee domiciled in Australia. The address of Golf NSW's registered office is 1A Duncan Street, Arncliffe, NSW 2205.

The financial report was authorised for issue by Golf NSW's Board of Directors on 10th September 2012.

Note 2: Basis of Preparation

(a) Statement of Compliance

The financial report is a general purpose financial report that has been prepared in accordance with Australian equivalents to International Financial Reporting Standards (AIFRS), Urgent Issues Group Interpretations, other authoritative pronouncements of the Australian Accounting Standards Board and the Corporations Act 2001.

The financial report of Golf NSW Limited complies with all Australian equivalents to International Financial Reporting Standards (AIFRS) in their entirety. The following is a summary of the material accounting policies adopted by Golf NSW in the preparation of the financial report. The accounting policies have been consistently applied, unless otherwise stated.

(b) Basis of Measurement

The financial report has been prepared on an accruals basis and is based on historical cost.

Note 3: Significant Accounting Policies

(a) Income Tax

Golf NSW has been granted exemption from income tax under the provisions of Section 50-45 of the Income Tax Assessment Act 1997. The financial statements have been prepared on the basis of this exemption.

(b) Plant and Equipment

Plant and equipment are measured on the cost basis less depreciation and impairment losses. The carrying amount of plant and equipment is reviewed annually by Directors to ensure it is not in excess of the recoverable amount from these assets. The recoverable amount is assessed on the basis of the expected net cash flows that will be received from the assets employment and subsequent disposal. The expected net cash flows have been discounted to their present values in determining recoverable amounts.

The cost of fixed assets constructed within the association includes the cost of materials, direct labour, borrowing costs and an appropriate proportion of fixed and variable overheads.

Subsequent costs are included in the asset's carrying amount or recognised as a separate asset, as appropriate, only when it is probable that future economic benefits associated with the item will flow to the association and the cost of the item can be measured reliably. All other repairs and maintenance are charged to the income statement during the financial period in which they incurred.

Increases in the carrying amount arising on revaluation of land and buildings are credited to a revaluation reserve in shareholders' equity. Decreases that offset previous increases of the same asset are charged against fair value reserves directly in equity; all other decreases are charged to the income statement. Each year the difference between depreciation based on the revalued carrying amount of the asset charged to the income statement and depreciation based on the assets original cost is transferred from the revaluation reserve to retained earnings.

(b)	Plant and Equipment cont.								
	<p>Depreciation</p> <p>The depreciable amount of all fixed assets including building and capitalised lease assets, but excluding freehold land, is depreciated on a straight line basis over their useful lives to the company commencing from the time the asset is held ready for use. Leasehold improvements are depreciated over the shorter of either the unexpired period of the lease or the estimated useful lives of the improvements.</p> <p>The depreciation rates used for each class of depreciable assets are:</p> <table data-bbox="320 837 1125 994"> <tr> <th>Class of Fixed Asset</th><th>Depreciation Rate</th></tr> <tr> <td>Buildings</td><td>50 years</td></tr> <tr> <td>Furniture and equipment</td><td>3 -10 years</td></tr> <tr> <td>Motor Vehicles</td><td>4 years</td></tr> </table> <p>Depreciation methods, useful lives and residual values are reassessed at the reporting date.</p>	Class of Fixed Asset	Depreciation Rate	Buildings	50 years	Furniture and equipment	3 -10 years	Motor Vehicles	4 years
Class of Fixed Asset	Depreciation Rate								
Buildings	50 years								
Furniture and equipment	3 -10 years								
Motor Vehicles	4 years								
(c)	Inventories								
	<p>Inventories are measured at the lower of cost and net realisable value. The cost of inventories is based on the average cost principle, and includes expenditure incurred in acquiring the inventories and bringing them to their existing location and condition. Net realisable value is the estimated selling price in the ordinary course of business, less selling expenses.</p>								
(d)	Impairment of Assets								
	<p>At each reporting date, the company reviews the carrying values of its tangible and intangible assets to determine whether there is any indication that those assets have been impaired. If such an indication exists, the recoverable amount of the asset, being the higher of the asset's fair value less costs to sell and value in use, is compared to the assets carrying value. Any excess of the asset's carrying value over its recoverable amount is expensed to the income statement.</p> <p>Where it is not possible to estimate the recoverable amount of an individual asset, the company estimates the recoverable amount of the cash-generating unit to which the asset belongs.</p>								
(e)	Employee Benefits								
	<p>Provision is made for the company's liability for employee benefits arising from services rendered by employees to balance date. Employee benefits that are expected to be settled within one year have been measured at the amounts expected to be paid when the liability is settled, plus related on costs. Employee benefits payable later than one year have been measured at the present value of the estimated future cash outflows to be made for those benefits.</p>								
(f)	Provisions								
	<p>Provisions are recognised when the company has a legal or constructive obligation, as a result of past events, for which it is probable that an outflow of economic benefits will result and that outflow can be reliably measured.</p>								

(g)	Revenue
	<p>Operating Revenue</p> <p>Operating Revenue represents revenue earned through affiliation fees and is recognised when the fees become receivable.</p> <p>Goods Sold</p> <p>Revenue from the sale of goods is measured at the fair value of the consideration received or receivable. Revenue is recognised when the significant risks and rewards of ownership have been transferred to the buyer.</p> <p>Other Revenue</p> <p>Other revenue includes sponsorship income, interest income, Golf Access Australia fees and government grants, which are recognised on the basis of the fair value of consideration received.</p> <p>Government Grants</p> <p>Government Grants are recognised initially as deferred income when there is reasonable assurance that it will be received and that Golf NSW will comply with the conditions associated with the grant. Grants that compensate Golf NSW for expenses incurred are recognised as revenue in profit or loss on a systematic basis in the same periods in which the expenses are recognised. Grants that compensate Golf NSW for the cost of an asset are recognised in profit or loss as other income on a systematic basis over the useful life of the asset.</p>
(h)	Deferred Income
	Deferred Income relates to funds received in advance. The carrying value of deferred income approximates net fair value.
(i)	Goods and Services Tax (GST)
	<p>Revenues, expenses and assets are recognised net of the amount of GST, except where the amount of GST incurred is not recoverable from the Australian Taxation Office. In these circumstances, the GST is recognised as part of the cost of acquisition of the asset or as part of an item of the expense. Receivables and payables in the balance sheet are shown inclusive of GST.</p> <p>Cash flows are presented in the cash flow statement on a gross basis, except for the GST component of investing and financing activities, which are disclosed as operating cash flows.</p>
(j)	New South Wales Golf Foundation
	<p>The New South Wales Golf Foundation ("the Foundation") was formed pursuant to a charter in 2001 as a joint initiative of the NSW Golf Association and Women's Golf NSW, and was legally structured as part of Golf NSW for administrative purposes. The Foundation is controlled by a separate Board of Governors appointed by Golf NSW.</p> <p>The results and financial position of the Foundation have been reported within Golf NSW. The total revenue and expenses of the Foundation are included in the Income Statement, and its assets and liabilities are included in the Balance Sheet.</p> <p>The NSW Golf Foundation Reserve recognises the total accumulated funds that have been generated by the activities of the Foundation and are available for the specific purposes of the Foundation.</p>
(k)	Segment Reporting
	Golf NSW administers and promotes the game of golf within NSW, Australia
(l)	Liability Guarantee
	Golf NSW Limited is a public company limited by guarantee. The amount of liability guaranteed which may be incurred only in the event of and for the purpose of winding up of Golf NSW is \$970 as at 30 June 2012.

		30-Jun 2012	30-Jun 2011
		\$	\$
Note 4:	Revenue		
	Operating revenue:		
	Affiliation fees from operating activities	4,615,697	4,657,041
	Other revenue:		
	Sponsorship	661,420	636,537
	Interest Received	273,164	287,153
	Grants	67,500	174,846
	Sundry Income	126,908	155,325
	NSW Golf Foundation - external revenue	1,205,060	1,203,454
	Tournaments	359,831	364,418
	Total other revenues	2,693,883	2,821,733
	TOTAL REVENUE	7,309,580	7,478,774
Note 5:	Cash and Cash Equivalents		
	Cash on hand	1,000	1,000
	Cash at bank or on deposit	5,294,736	4,292,763
	Cash at bank or on deposit - NSW Golf Foundation	2,374,171	2,247,863
	TOTAL CASH AND CASH EQUIVALENTS	7,669,907	6,541,626
Note 6:	Trade and other Receivables		
	Trade receivables	283,226	97,564
	Other receivables	115,320	122,668
	Trade and other receivables	398,546	220,232
Note 7:	Inventories		
	Finished goods	49,778	32,857

	Land \$	Building \$	Furniture & Equipment \$	Motor Vehicles \$	Total \$
--	------------	----------------	--------------------------------	-------------------------	-------------

Note 8: Property, Plant and Equipment

Cost					
Balance at 1 July 2011	1,200,000	1,704,544	1,546,470	128,585	4,579,599
Additions	-	-	48,239	70,207	118,446
Disposals	-	-	(64,850)	(69,946)	(134,796)

Balance at 30 June 2012	1,200,000	1,704,544	1,529,859	128,846	4,563,249
--------------------------------	------------------	------------------	------------------	----------------	------------------

Depreciation and impairment losses					
Balance at 1 July 2011	-	284,091	1,081,791	30,609	1,396,491
Depreciation for the year	-	34,091	154,052	26,566	214,709
Disposals	-	-	(62,225)	(26,603)	(88,828)

Balance at 30 June 2012	-	318,182	1,173,618	30,572	1,522,372
--------------------------------	----------	----------------	------------------	---------------	------------------

Carrying amounts					
At 1 July 2011	1,200,000	1,420,453	464,679	97,975	3,183,107

At 30 June 2012	1,200,000	1,386,362	356,241	98,274	3,040,877
------------------------	------------------	------------------	----------------	---------------	------------------

		30-Jun 2012 \$	30-Jun 2011 \$
Note 9:	Trade and Other Payables		
	Operating revenue:		
	Trade payables and accruals	257,908	123,185
	Other trade payables	68,012	26,506
	SMCMA Funding	180,000	-
		505,920	149,691
Note 10:	Deferred Income		
	Deferred income	738,909	177,236
Note 11:	Employee Benefits		
	Current		
	Provision for annual leave	198,883	171,051
	Non-Current		
	Provision for long service leave	41,662	48,491
	Number of employees		
	Number of employees at year end	15	16
Note 12:	Retained Earnings		
	Retained earnings at the beginning of the year	7,152,190	7,067,082
	Net profit/(loss)	232,280	588,043
	Transfer to NSW Golf Foundation reserve	(7,511)	(502,935)
	Retained earnings at the end of the year	7,376,959	7,152,190
Note 13:	Reserves		
	NSW Golf Foundation reserve		
	Opening balance	2,324,238	1,821,303
	Transfer from retained earnings	7,511	502,935
	Closing Balance	2,331,749	2,324,238

		30-Jun 2012 \$	30-Jun 2011 \$
Note 14:	Reconciliation of Cash Flows from Operating Activities		
(a)	Reconciliation of Cash		
	Cash at the end of the financial year as shown in statements of cash flows is reconciled to the related items in the balance sheet as follows:		
	Cash on hand	1,000	1,000
	Cash at Bank	7,668,907	6,540,626
		7,669,907	6,541,626
(b)	Reconciliation of cash flow from operations with loss from ordinary activities after income tax		
	Profit/(loss) from ordinary activities	232,280	588,044
	Non-cash flows in profit from ordinary activities:		
	Depreciation	222,089	229,926
	(Profit)/Loss on Sale of Assets	-	(88,821)
	Changes in assets and liabilities		
	(Increase)/decrease in receivables	(184,801)	(9,262)
	(Increase)/decrease in inventories	(16,921)	(6,419)
	(Increase)/decrease in prepayments	10,100	(21,943)
	(Increase)/decrease in other assets	7,348	(117,161)
	Increase/(decrease) in payables	356,229	(261,144)
	Increase/(decrease) in deferred income	561,673	(1,823,550)
	Increase/(decrease) in employee entitlements	21,003	88,772
	Net cash flows from operating activities	1,209,000	(1,421,558)
Note 15:	Directors' Remuneration		
	Total income paid or payable, or otherwise made available to all Directors of Golf NSW from Golf NSW or any related party.	-	-

		30-Jun 2012	30-Jun 2011
		\$	\$
Note 16:	Key Management Personnel		
	Key Management personnel compensation included in Employee Expenses in the income Statement is as follows:		
	Short term employee benefits	638,169	669,307
	Post-employment benefits	108,827	101,962
		746,996	771,269
	The key management personnel of Golf NSW include the Board of Directors. The Directors do not receive any remuneration from Golf NSW (refer Note 15)		
	Directors		
	The names of each person holding the position of Director of Golf NSW Limited during the financial year were:		
	C Allen	J Lock	
	C Bloch	J Moran	
	S Fabian	L Ritchie	
	F Gal	J Waanders	
	A Harrison	D Watts	
	Each Director is a Registered Player of an Affiliated Club. The terms and conditions of these Clubs' membership of Golf NSW are in accordance with the general terms for member Clubs.		
	Since the end of the previous financial year, no Director has received or become entitled to receive a benefit by reason of a contract made by Golf NSW or a related corporation with the Director or with a firm of which he is a member, or with an association in which he has a substantial financial interest.		
Note 17:	Auditors' Remuneration		
	Audit of financial report	28,000	25,555
	Other services	-	-
		28,000	25,555

DIRECTORS' DECLARATION

In the opinion of the Directors of Golf NSW Limited:

- (a) the financial statements and notes, set out on pages 23-37, are in accordance with the Corporations Act 2001, including:
 - (i) giving a true and fair view of the financial position of the Company as at 30 June 2012 and of its performance, as represented by the results of its operations and their cash flows, for the year ended on that date; and
 - (ii) complying with Australia Accounting Standards and the Corporations Regulations 2001; and
- (b) there are reasonable grounds to believe that the Company will be able to pay its debts as and when they become due and payable.

Signed in accordance with a resolution of the Directors:



Chris Allen
Chairman

10th September 2012



INDEPENDENT AUDIT REPORT

BELL PARTNERS
ACCOUNTANTS ADVISORS AUDITORS

To the members of Golf NSW Limited.

Scope

We have audited the financial statements of Golf NSW Limited for the financial year ended 30 June 2012, including the Income Statement, Balance Sheet, Statement of Changes in Equity, Statement of Cash Flows, Notes to and Forming Part of the Financial Statements and the Statement by Directors. The Company's directors are responsible for the financial statements. We have conducted an independent audit of the financial statements in order to express an opinion on them to the members of the Company.

Our audit has been conducted in accordance with Australian Auditing Standards to provide reasonable assurance whether the financial statements are free of material mis-statement. Our procedures included examination, on a test basis, of evidence supporting the amounts and other disclosures in the financial statements, and the evaluation of accounting policies and significant accounting estimates. These procedures have been undertaken to form an opinion whether, in all material respects, the financial statements are presented fairly in accordance with Accounting Standards, other mandatory professional reporting requirements and statutory requirements so as to present a view which is consistent with our understanding of the Company's financial position and of its performance as represented by the results of its operations and cash flows.

The audit opinion expressed in this report has been formed on the above basis.

Audit Opinion

In our opinion, the financial statements of Golf NSW Limited are properly drawn up:

- a) so as to give a true and fair view of the Company's financial position as at 30 June 2012 and of its performance and cash flows for the year ended on that date:
- b) in accordance with the Corporations Act 2001:
- c) in accordance with applicable Accounting Standards and other mandatory professional reporting requirements.

BELL PARTNERS
Chartered Accountants



D.F.BELL

Dated this 17th day of September 2012


Cnr Lime & Cuthbert Streets
King Street Wharf Sydney NSW 2000
Boxes 9-11, 26a Lime Street
King Street Wharf Sydney NSW 2000
Telephone 61 2 9249 7600
Facsimile 61 2 9249 7699
www.bellpartners.com
Bell Partners Accountants
Advisors Auditors Pty Ltd
ABN 99 123 069 590

DETAILED STATEMENT OF INCOME & EXPENDITURE

For the year ended 30 June 2012

	30-Jun 2012	30-Jun 2011
	\$	\$
Income		
Affiliation Fees	4,615,697	4,657,040
Interest	273,164	287,153
Grants	67,500	174,846
Sundry Income	109,399	81,841
Profit of sale of fixed assets	-	88,821
Rules Seminars	17,509	11,346
Sponsorship - General	395,511	255,514
- NSW Opens	265,909	381,023
Tournament Income	359,831	364,418
NSW Golf Foundation:		
- Current year revenue	1,236,260	1,203,454
- Elimination of internal revenue	(31,200)	(26,682)
Total income	7,309,580	7,478,774

	30-Jun 2012	30-Jun 2011
	\$	\$
Expenditure		
Administration	246,570	315,802
Audit Fees	28,000	25,555
Bank Charges & Card Fees	9,630	7,145
Coaching & Development	233,482	257,944
Committee Expenses	46,089	103,927
Computer	80,951	76,034
Consulting Expenses	-	4,800
Council Expenses	73,412	65,139
Depreciation	222,089	229,926
DGA Development Program	14,719	94,027
Fringe Benefits Tax	75,132	58,836
GAA & Golfers Club NSW	21,696	16,747
Golf Australia	1,726,442	1,670,470
Golf NSW Board Expenses	54,028	44,181
Insurance	43,554	44,386
Interstate Teams	163,851	168,373
JNJGF Grant	155,000	135,909
Legal and Industrial Expenses	44,315	52,584
Merchandise	19,169	18,618
Motor Vehicle Expenses	32,475	34,399
NSW Golf Foundation Grant	31,200	26,682
NSW Institute of Sport	-	59,319
Payroll Tax	41,879	44,461
Provision for Employee Entitlements	21,003	124,286
Public Relations & Entertainment	31,980	34,976
Repairs & Maintenance	19,937	14,572
Rules Seminars	12,015	14,572
Salaries & Wages	1,330,955	1,296,387
Seminars & Staff Training	11,247	10,059
Small Club Rebates	22,362	124,366
Superannuation	121,211	116,887
Tournament Expenses - General	432,507	426,939
- NSW Opens	512,851	498,585
NSW Golf Foundation:		
- Current year external expenses	1,228,749	700,519
- Elimination of internal expenses	(31,200)	(26,682)
Total Expenditure	7,077,300	6,890,730
Total Income	7,309,580	7,478,774
Profit/(Loss) for Year	232,280	588,044

A black and white photograph of a golf course. In the foreground, there are three sand traps (bunkers) with grassy mounds around them. A flagstick is visible on the right side of the green. In the background, there is a rocky coastline with waves crashing against the rocks. The text "2011-12" is overlaid in large white font on the right side of the image.

2011-12



NSW GOLF FOUNDATION

To build and develop the game of golf in New South Wales, the foundation continued to provide support for many worthy causes during the year under review.

NEW SOUTH WALES GOLF FOUNDATION REPORT



I am pleased to confirm that the Foundation, whose charter is to build and develop the game of golf in New South Wales, continued to provide support for many worthy causes during the year under review.

Sponsorship of the Foundation remains a challenge; however we have managed to meet most eligible applications because of the contribution by Golf NSW, interest income (which has, of course, reduced in the current low interest rate environment) and the generous support by club men's and women's committee golf days which raised \$17,000. Sincere thanks to clubs hosting the golf days this year – Elanora Country Club for the men, and Avondale for the women. Special thanks also to John Robinson and Jim Glenday who organised the men's day, and Sue Fabian and the enthusiastic team from the Ladies Committee Day committee.

Grants this year included, but not restricted to modest computer equipment for clubs to access GolfLink, flood damage repairs, replacement of equipment lost in flooding, partial cost of air

conditioning unit for the Golf Historical Society, construction of amenity block, upgrading disabled toilets and assistance to individuals to compete at international disabled championships.

Unfortunately Katrina Brown, a long time stalwart of the Foundation, has resigned to concentrate on the many interests in her busy life. She will be sadly missed.

My thanks to Governors Sue Fabian, Jim Glenday and John Robinson for their support and commitment.

Chris Allen
Chairman



INCOME STATEMENT & BALANCE SHEET

For the year ended 30 June 2012

30-Jun 2012

\$

30-Jun 2011

\$

Income Statement

Income		
Donations		
Grant - Golf NSW	31,200	35,744
Grant - Australian Sports Foundation	1,020,000	1,020,000
Function Income	24,647	10,544
Interest	160,158	137,166
Merchandise	255	-
Total Income	1,236,260	1,203,454

Expenditure		
Administration	356	2,346
Function Expenses	9,390	2,230
Grants	1,219,003	695,943
Total Expenditure	1,228,749	700,519

NET SURPLUS for the period

7,511

502,935

Balance Sheet

Current Assets		
Cash Assets	2,374,171	2,247,864
Receivables	52,205	95,461
Total Assets	2,426,376	2,343,325

Current Liabilities		
Payables	94,628	19,087
Total Liabilities	94,628	19,087

NET ASSETS

2,331,748

2,324,238

Accumulated Funds		
Retained Surplus at the beginning of the year	2,324,237	1,821,302
Surplus for the year	7,511	502,935

TOTAL ACCUMULATED FUNDS

2,331,748

2,324,237

(* Audited by Bell Partners as part of the audit of Golf NSW Limited)

A black and white photograph of a soccer ball lying in tall grass under a cloudy sky. The soccer ball is positioned in the lower center of the frame, partially obscured by the blades of grass. The grass is tall and dense, with some blades in sharp focus in the foreground and others blurred in the background. The sky is filled with soft, diffused clouds, creating a moody and atmospheric background. The overall composition is centered and balanced.

2011-12



EVENTS

Golf NSW events remained well supported throughout 2011/12, with a number of outstanding performances.

SUMMARY OF EVENTS

NSW CHAMPIONSHIPS MEN'S



Event	NSW Open Championship		
Venue	Newcastle GC		
Date	17-20 November 2011		
Winner	Adam Crawford	Club	QLD

Event	NSW Open Championship - Leading Amateur		
Venue	Newcastle GC		
Date	17-20 November 2011		
Winner	Jake Higginbottom	Club	Charlestown, NSW



Event	NSW Amateur Championship		
Venue	Elanora GC		
Date	6-8 February 2012		
Winner	Brett Drewitt	Club	Long Reef, NSW

NSW CHAMPIONSHIPS WOMEN'S



Event	NSW Open Championship		
Venue	Oatlands GC		
Date	27-29 January 2012		
Winner	Lydia Ko	Club	Gulf Harbour CC, NZ

Event	NSW Open Championship - Leading Amateur		
Venue	Oatlands GC		
Date	27-29 January 2012		
Winner	Lydia Ko	Club	Gulf Harbour CC, NZ



Event	NSW Amateur Championship		
Venue	Twin Creeks CC		
Date	20-22 May 2012		
Winner	Hayley Bettencourt	Club	Mandurah, WA

MEN'S

Event NSW Champion of Champions			
Venue	Mona Vale GC & Long Reef GC		
Date	1-2 February 2012		
Winner	David Morgan	Club	Morisset, NSW

Event NSW Medal (Stroke)			
Venue	Mona Vale GC & Long Reef GC		
Date	1-3 February 2012		
Winner	Neil Raymond	Club	Corhampton GC, England



Event NSW Senior Championship			
Venue	Lynwood CC		
Date	28 February - 1 March 2012		
Winner	Peter King	Club	Windaroo Lakes, QLD

Event NSW Mid Amateur Championship			
Venue	Magenta Shores GC		
Date	6-8 May 2012		
Winner	Andrew Tharle	Club	Royal Canberra, ACT

Event NSW Foursomes Championship			
Venue	Oatlands GC		
Date	28 August 2011		
Winners	Jordan Zunic	Club	Bonnie Doon, NSW
	Anthony Brunero		Shellharbour, NSW

WOMEN'S

Event NSW 72 Hole Championship			
Venue	Castle Hill CC		
Date	14-15 & 17-18 May 2012		
Winner	Breanna Elliot	Club	Yarrawonga & Border, VIC



Event NSW Senior Championship			
Venue	Coffs Harbour GC		
Date	26-30 March 2012		
Winner	Sylvia Donohoe	Club	Narooma, NSW

Event NSW Mid Amateur Championship			
Venue	Castle Hill CC		
Date	14-15 May 2012		
Winner	Sharon Thompson	Club	Avondale, NSW

Event NSW Foursomes Championship			
Venue	Oatlands GC		
Date	28 August 2011		
Winners	Ashley Crammond	Club	Pennant Hills, NSW
	Lauren Hibbert		Pennant Hills, NSW

MEN'S



Event NSW Foursomes Championship			
Venue	Cronulla GC		
Date	22 April 2012		
Winners	Dimi Papadatos	Club	Pymble, NSW
	Zac Stolz		Moore Park, NSW

Event TASCO NSW Junior Boys Championship			
Venue	Charlestown GC		
Date	25-27 September 2011		
Winner	Peter Stojanovski	Club	Cabramatta, NSW

Event NSW Country Championship			
Venue	Queanbeyan GC		
Date	5-6 November 2011		
Winner	Nathan Waters	Club	Scone, NSW

Event NSW Boy's Junior Country Championship			
Venue	Queanbeyan GC		
Date	5-6 November 2011		
Winner	Nicholas Fuller	Club	Federal, ACT

Event NSW Sand Greens Championship			
Venue	Portland GC		
Date	29-30 October 2011		
Winner	Darren Hunter	Club	Lithgow, NSW

WOMEN'S



Event NSW Foursomes Championship			
Venue	Cronulla GC		
Date	22 April 2012		
Winners	Lauren Hibbert	Club	The Lakes, NSW
	Adrianna Brent		Pennant Hills, NSW

Event NSW Women's 3BBB Team Classic			
Venue	Cypress Lakes CC		
Date	5 December 2011		
Winners	Pamela Ford	Club	Gerringong, NSW
	Lola Scott		Gerringong, NSW
	Kate Quinn		Gerringong, NSW

Event Jean Derrin Trophy			
Winner	Olivia Wilson	Club	New South Wales, NSW

Event NSW Country Championship Cup			
Venue	The Lakes GC		
Date	16-17 & 19-20 May 2012		
Winner	Julia Boland	Club	Pambula-Merimbula, NSW

Event NSW Sand Greens Championship			
Venue	Narromine GC		
Date	26-27 September 2011		
Winner	Sharon Nott	Club	Dunedoo, NSW

MEN'S

Event NSW Senior Order of Merit			
Winner	Denis Dale	Club	Twin Creeks, NSW

Event sureshotgps NSW Fourball Championship			
Venue	Bonville Golf Resort		
Date	11-13 October 2011		
Winners	Brett Jaeger	Club	Charlestown, NSW
	Ken Cagney		Charlestown, NSW

Event NSW Boy's Junior Sand Greens Championship			
Venue	Portland GC		
Date	29-30 October 2011		
Winner	Ben Koopman	Club	Barraba, NSW

Event NSW Sand Greens Fourball Championship			
Venue	Coonamble GC		
Date	21-22 April 2012		
Winners	Ben Koopman	Club	Barraba, NSW
	Peter York		Barraba, NSW

Event NSW Vardon Trophy			
Winner	Brett Drewitt	Club	Long Reef, NSW

Event NSW Mid Amateur Vardon Trophy			
Winner	Colin Gallagher	Club	Concord, NSW

Event NSW Boy's Junior Vardon Trophy			
Winner	Ricky Kato	Club	Bonnie Doon, NSW

MIXED

Event NSW Mixed Foursomes Championship			
Venue	New Brighton GC		
Date	7 August 2011		
Winners	Olivia Wilson	Club	New South Wales, NSW
	Callan O'Reilly		Pennant Hills, NSW

WOMEN'S

Event NSW Senior Order of Merit			
Winner	Jacqui Morgan	Club	Monash, NSW

Event Leo Wray Bowl			
Venue	The Lakes GC		
Date	16-17 & 19-20 May 2012		
Winner	Shelley Shin	Club	Concord, NSW

Event NSWLGU Salver			
Venue	Twin Creeks CC		
Date	20-22 May 2012		
Winner	Sophie Cusack	Club	Tenterfield, NSW

Event NSW Metropolitan Championship Cup			
Venue	The Lakes GC		
Date	16-17 & 19-20 May 2012		
Winner	Shelley Shin	Club	Concord, NSW

Event NSW Margery McWilliam Bowl			
Venue	Twin Creeks CC		
Date	20-22 May 2012		
Winner	Amy Chu	Club	Liverpool GC, NSW

Event KENO NSW Mixed Fourball Championship			
Venue	Bonville Golf Resort		
Date	13-15 September 2011		
Winners	Albert Davis	Club	Wentworth Falls, NSW
	Kerry Davis		Wentworth Falls, NSW

NSW TEAMS EVENTS

MEN'S



Event Metropolitan Major Pennant - Division 1	
Venue	Ryde Parramatta GC
Date	1 April 2012
Winner	St Michael's
Runners up	Moore Park

Event Metropolitan Major Pennant - Division 2	
Venue	Moore Park GC
Date	1 April 2012
Winner	Cabramatta
Runners up	Wakehurst

Event Metropolitan Major Pennant - Division 3	
Venue	Killara GC
Date	1 April 2012
Winner	Antill Park
Runners up	Royal Sydney

Event Metropolitan Major Pennant - Division 4	
Venue	St Michael's GC
Date	1 April 2012
Winner	Lynwood
Runners up	Warringah

Event Metropolitan Major Pennant - Division 5	
Venue	Kogarah GC
Date	1 April 2012
Winner	Glenmore Heritage Valley
Runners up	Bexley

Event Metropolitan Junior Pennant	
Venue	Pymble GC
Date	18 December 2011
Winner	St Michael's
Runners up	Avondale

Event Eric Apperly Shield	
Venue	Pymble GC
Date	18 December 2011
Winner	St Michael's
Runners up	Castle Hill

Event TL Warren Trophy	
Venue	Campbelltown GC
Date	23 October 2011
Winner	The Coast
Runners up	Cabramatta

Event W Gibson Trophy	
Venue	Campbelltown GC
Date	23 October 2011
Winner	Eastlake
Runners up	Cabramatta

Event NSW Inter-District Teams Championship	
Venue	Queanbeyan GC
Date	6 November 2011
Winner	Mid North Coast DGA

Event NSW Junior Inter-District Teams Championship	
Venue	Queanbeyan GC
Date	6 November 2011
Winner	Hunter River DGA

WOMEN'S



Event		Grade Competition - Division 1
Date		25 May 2012
Winner		Pennant Hills
Runners up		Concord

Event		Grade Competition - Division 2
Date		25 May 2012
Winner		Castle Hill
Runners up		Monash

Event		Grade Competition - Division 3
Date		25 May 2012
Winner		Wakehurst
Runners up		Killara

Event		Grade Competition - Division 4
Date		25 May 2012
Winner		Bayview
Runners up		Elanora

Event		Grade Competition - Division 5
Date		25 May 2012
Winner		Camden Lakeside
Runners up		Randwick

Event		Grade Competition - Division 6
Date		25 May 2012
Winner		Moore Park
Runners up		Long Reef



OTHER EVENTS WOMEN'S

Event	
Coronation Medal	
Venue	Castle Hill CC & Concord GC
Date	12 September 2011
Winners	Ryde-Parramatta, NSW
	Cheryl Fairclough
	Jayoun Hong
	Katherine Peck
	Cecilia Song

Event	
Bronze Medallion	
Venue	Cronulla GC & Wakehurst GC
Date	16 September 2011
Winners	Pymble, NSW
	Gretel Sutton
	Deborah Naylor
	Sandy Kimberley
	Lisa Green

Event			
Summer Foursomes			
Venue	The Coast GC		
Date	Monday 9 January 2012		
Division 1 Matchplay Winners	Jacqui Morgan	Club	Monash, NSW
	Jennifer Roberts		Monash, NSW

Event			
NSW Carers Goodwill Plate			
Winner	Annie Waller	Club	Richmond, NSW

Event			
NSW Medal Play Off - Gold			
Venue	Long Reef GC		
Date	15 November 2011		
Metropolitan Winner	Truda Rail	Club	Strathfield, NSW
Country Winner	Alison O'Connor	Club	Moruya, NSW

Event			
NSW Medal Play Off - Silver			
Venue	Wakehurst GC		
Date	31 October 2011		
Metropolitan Winner	Patricia Stiles	Club	Killara, NSW
Country Winner	Jan Heaver	Club	Bermagui, NSW

Event			
NSW Medal Play Off - Bronze			
Venue	Bayview GC		
Date	14 November 2011		
Metropolitan Winner	Leonie Showell	Club	Woollooware, NSW
Country Winner	Ann Marie Campbell	Club	Wauchope, NSW

Event			
Pewter Plate			
Venue	Glenmore Heritage GC		
Date	19 July 2011		
Winners	Belinda Richardson	Club	Manly, NSW
	Phillippa Barr		Manly, NSW

Event			
NSW International Bowl			
Winner	Mary O'Connell	Club	Bondi, NSW

MIXED

Event	NSW Family Bowl		
Venue	Cabramatta GC		
Date	19 February 2012		
Winners	Gary Glenday	Club	Cabramatta, NSW
	Cameron Glenday		Cabramatta, NSW





2011-12



MEMBERS

Membership breakdown and summary of data of our Registered Players from Metropolitan, Country, Offshore and other clubs.

REGISTERED PLAYERS

METROPOLITAN CLUBS

Club Name	Zone	Men	Women	Total Adults	Boys	Girls	Total Juniors	TOTAL 2011-12	TOTAL 2010-11
Asquith Golf Club	A	652	178	830	59	1	60	890	917
Avalon Public Golf Course	A	166	63	229	1	0	1	230	367
Avondale Golf Club	A	673	243	916	42	5	47	963	1,106
Balgowlah Golf Club	A	197	92	289	6	0	6	295	457
Bayview Golf Club	A	670	234	904	45	6	51	955	964
Cammeray Golf Club	A	393	166	559	16	1	17	576	456
Castlecove Country Club	A	136	112	248	2	0	2	250	263
Chatswood Golf Club	A	541	208	749	28	3	31	780	949
Concord Golf Club	A	928	327	1,255	14	6	20	1,275	1,260
Cromer Golf Club	A	871	320	1,191	32	0	32	1,223	1,204
Elanora Country Club	A	778	348	1,126	0	0	0	1,126	1,142
Gordon Golf Club	A	478	116	594	32	4	36	630	739
Killara Golf Club	A	810	439	1,249	50	14	64	1,313	1,126
Lane Cove Golf Club	A	96	65	161	4	0	4	165	190
Long Reef Golf Club	A	641	140	781	31	0	31	812	814
Manly Golf Club	A	910	356	1,266	36	8	44	1,310	1,286
Massey Park Golf Club	A	641	122	763	11	0	11	774	690
Mona Vale Golf Club	A	809	312	1,121	18	1	19	1,140	1,182
Monash Country Club	A	914	245	1,159	23	3	26	1,185	1,129
Muirfield Golf Club	A	858	197	1,055	102	21	123	1,178	1,114
North Ryde Golf Club (formerly B)	A	769	243	1,012	27	18	45	1,057	1,094
Northbridge Golf Club	A	586	184	770	137	9	146	916	1,127
Oatlands Golf Club	A	1,121	319	1,440	85	18	103	1,543	1,151
Palm Beach Golf Club	A	266	95	361	9	0	9	370	400
Pennant Hills Golf Club	A	1,063	360	1,423	83	17	100	1,523	1,469
Pymble Golf Club	A	1,160	432	1,592	39	2	41	1,633	1,604
Roseville Golf Club	A	625	398	1,023	56	7	63	1,086	1,095
Ryde-Parramatta Golf Club	A	1,009	18	1,027	0	0	0	1,027	1,041
Terrey Hills Golf Club	A	715	52	767	0	0	0	767	760
Wakehurst Golf Club	A	699	332	1,031	31	2	33	1,064	1,157
Warringah Golf Club	A	431	156	587	18	3	21	608	640
TOTAL ZONE A CLUBS	31	20,606	6,872	27,478	1,037	149	1,186	28,664	28,893

METROPOLITAN CLUBS

Club Name	Zone	Men	Women	Total Adults	Boys	Girls	Total Juniors	TOTAL 2011-12	TOTAL 2010-11
Bankstown Golf Club	B	575	113	688	13	8	21	709	758
Bardwell Valley Golf Club	B	372	52	424	11	6	17	441	359
Barnwell Park Golf Club	B	246	76	322	5	0	5	327	372
Beverley Park Golf Club	B	788	146	934	43	4	47	981	1,010
Bexley Golf Club	B	550	37	587	20	10	30	617	648
Bondi Golf Club	B	185	42	227	5	0	5	232	233
Bonnie Doon Golf Club	B	1,011	198	1,209	34	3	37	1,246	1,329
Botany Golf Club	B	360	88	448	10	2	12	460	298
Campbelltown Golf Club	B	320	37	357	15	0	15	372	573
Cronulla Golf Club	B	1,183	364	1,547	55	5	60	1,607	1,637
Eastlake Golf Club	B	611	36	647	13	4	17	664	606
Hurstville Golf Club	B	467	56	523	45	6	51	574	365
Kareela Golf Club	B	592	139	731	25	5	30	761	751
Kogarah Golf Club	B	547	143	690	27	3	30	720	757
Liverpool Golf Club	B	529	63	592	46	19	65	657	629
Macarthur Grange Country Club	B	157	4	161	2	0	2	163	6
Macquarie Links Golf Club	B	339	41	380	5	0	5	385	485
Marrickville Golf Club	B	272	84	356	10	2	12	368	515
Moore Park Golf Club	B	577	109	686	12	3	15	701	690
New Brighton Golf Club	B	460	26	486	42	0	42	528	539
New South Wales Golf Club	B	901	258	1,159	6	6	12	1,171	1,167
Randwick Golf Club	B	384	252	636	33	0	33	669	674
St Michaels Golf Club	B	819	83	902	59	4	63	965	1,014
Strathfield Golf Club	B	842	220	1,062	35	12	47	1,109	1,293
The Australian Golf Club	B	885	290	1,175	4	3	7	1,182	1,154
The Coast Golf Club	B	771	116	887	56	6	62	949	933
The Lakes Golf Club	B	885	208	1,093	5	5	10	1,103	1,034
The Royal Sydney Golf Club	B	1,447	658	2,105	10	4	14	2,119	2,053
Woollahra Golf Club	B	380	181	561	12	0	12	573	582
Woolooware Golf Club	B	543	144	687	47	4	51	738	753
TOTAL ZONE B CLUBS	30	17,998	4,264	22,262	705	124	829	23,091	23,217

METROPOLITAN CLUBS

Club Name	Zone	Men	Women	Total Adults	Boys	Girls	Total Juniors	TOTAL 2011-12	TOTAL 2010-11
Antill Park Golf Club	C	412	44	456	0	0	0	456	524
Ashlar Golf Club	C	567	66	633	14	8	22	655	858
Cabramatta Golf Club	C	682	94	776	43	10	53	829	792
Camden Golf Club	C	571	59	630	47	5	52	682	598
Camden Lakeside Golf Club	C	622	69	691	30	0	30	721	781
Carnarvon Golf Club	C	680	196	876	22	2	24	900	1,030
Castle Hill Country Club	C	885	160	1,045	30	5	35	1,080	1,281
Cumberland Golf Club	C	956	145	1,101	28	10	38	1,139	1,167
Dunheved Golf Club	C	363	46	409	14	1	15	424	503
Fairfield Golf Club	C	151	34	185	7	0	7	192	135
Fox Hills Golf Club	C	776	27	803	27	5	32	835	929
Georges River Golf Club	C	230	32	262	4	1	5	267	313
Glenmore Heritage Valley Golf Assoc. (formerly Golf Club)	C	295	41	336	26	4	30	366	368
Grose River Golf Club	C	136	12	148	2	0	2	150	159
Leonay Golf Club	C	456	56	512	34	0	34	546	645
Lynwood Country Club	C	469	43	512	96	5	101	613	651
Orchard Hills Golf Club	C	106	6	112	0	0	0	112	140
Parramatta Golf Club	C	316	71	387	43	0	43	430	412
Penrith Golf Club	C	560	73	633	34	3	37	670	596
Richmond Golf Club	C	443	75	518	38	2	40	558	760
Riverside Oaks Golf Club	C	627	0	627	0	0	0	627	1,134
Rosnay Golf Club	C	249	38	287	21	3	24	311	338
Royal Aust. Engineers Golf Club	C	224	10	234	7	0	7	241	329
Rum Corps Barracks Golf Club	C	37	0	37	0	0	0	37	48
Sefton Golf Club	C	26	2	28	1	0	1	29	37
Twin Creeks Golf Club	C	366	29	395	13	2	15	410	25
Wallacia Panthers Golf & Country Club	C	417	39	456	13	6	19	475	535
Windsor Golf Club	C	695	164	859	39	3	42	901	905
Wisemans Ferry Golf Club	C	40	14	54	0	0	0	54	64
TOTAL ZONE C CLUBS	29	12,357	1,645	14,002	633	75	708	14,710	16,057

COUNTRY CLUBS

Club Name	District (Mens)	District (Womens)	Men	Women	Total Adults	Boys	Girls	Total Juniors	TOTAL 2011-12	TOTAL 2010-11
Aberdeen Golf Club	HR	NHDLGA	103	33	136	2	0	2	138	143
Adelong Golf Club	MUR	RLGA	10	0	10	0	0	0	10	12
Albert Golf Club	WEST	WDLGA	14	12	26	0	0	0	26	30
Ariah Park Golf Club	SW	SWLGA	10	10	20	2	0	2	22	25
Armidaale Golf Club	NE	NEDGA	429	109	538	14	1	15	553	536
Ashford Golf Club	NE	NEDGA	19	1	20	1	3	4	24	15
Ballina Golf Club	NR	WGNR	737	264	1001	43	9	52	1053	939
Barraba Golf Club	CN	N&NWDLGA	48	14	62	4	0	4	66	62
Bathurst Golf Club	CW	WDLGA	498	118	616	30	2	32	648	693
Batlow Golf Club	MUR	FSC&TGA	42	1	43	2	0	2	45	26
Bega RSL Golf Club	FSC	FSC&TGA	212	56	268	9	2	11	279	279
Belconnen Magpies Golf Club	ACT	CSGA	359	71	430	38	2	40	470	605
Bellata Golf Club	NW	N&NWDLGA	16	3	19	1	0	1	20	29
Bellingen RSL Golf Club	MNC	WGCNC	122	35	157	5	0	5	162	178
Belmont Golf Club	NEWC	NHDLGA	748	276	1024	19	7	26	1050	1076
Beresfield Golf Club	NEWC	NHDLGA	0	51	51	0	0	0	51	258
Bermagui Golf Club	FSC	FSC&TGA	165	62	227	9	0	9	236	267
Berrigan Golf & Bowling Club	WR	RLGA	62	6	68	30	0	30	98	68
Bigga Golf Club	SW	CSGA	29	1	30	2	0	2	32	12
Binalong Golf Club	SW	SWLGA	20	10	30	0	0	0	30	42
Bingara Sporting Club	NW	N&NWDLGA	35	29	64	3	0	3	67	73
Binnaway Golf Club	WEST	WDLGA	14	6	20	0	0	0	20	20
Blackheath Golf Club	BM	BMDLGA	229	75	304	9	38	47	351	471
Blayney Golf Club	CW	WDLGA	82	14	96	0	0	0	96	78
Bogan Gate Golf Club	LV	WDLGA	16	13	29	0	0	0	29	29
Boggabri Golf Club	CN	N&NWDLGA	30	18	48	0	0	0	48	47
Bombala Golf Club	ACT	FSC&TGA	33	15	48	1	0	1	49	48
Bonalbo Golf Club	NR	WGNR	7	0	7	0	0	0	7	13
Bonville International Golf Club	MNC	WGCNC	226	47	273	4	1	5	278	262
Boorowa Golf Club	SW	SWLGA	15	22	37	3	0	3	40	62
Bowral Golf Club	ILL	CSGA	296	168	464	24	5	29	493	473
Bowraville Golf Club	MNC	WGCNC	61	13	74	10	0	10	84	104

COUNTRY CLUBS cont.

Club Name	District (Mens)	District (Womens)	Men	Women	Total Adults	Boys	Girls	Total Juniors	TOTAL 2011-12	TOTAL 2010-11
Braidwood Golf Club	ACT	CSGA	42	12	54	4	0	4	58	69
Branxton Golf Club	HR	NHDLGA	290	53	343	26	4	30	373	399
Brewarrina District Golf Club	WEST	WDLGA	26	11	37	0	0	0	37	37
Bulahdelah Golf Club	LNC	WGCNC	70	24	94	12	3	15	109	106
Bundarra Golf Club	NE	NEDGA	10	0	10	2	0	2	12	11
Burcher Golf Club	LV	SWLGA	6	1	7	1	0	1	8	7
Byron Bay Golf Club	NR	WGNR	489	117	606	21	3	24	630	613
Callala RSL Country Golf Club	ILL	WGI	221	61	282	7	1	8	290	364
Camden Haven Golf Club	LNC	WGCNC	443	114	557	58	2	60	617	431
Candelo Kameruka Golf Club	FSC	FSC&TGA	23	4	27	1	0	1	28	30
Canowindra Golf Club	CW	WDLGA	94	43	137	6	0	6	143	172
Capital Golf Club	ACT	CSGA	390	54	444	19	3	22	466	636
Caragabal Country Club	LV	WDLGA	15	13	28	0	0	0	28	23
Carinda Golf Club	WEST	WDLGA	10	3	13	0	0	0	13	8
Casino Golf Club	NR	WGNR	254	65	319	3	3	6	325	336
Catalina Country Club	FSC	FSC&TGA	610	176	786	29	9	38	824	866
CEX Urunga Golf & Sports Club	MNC	NHDLGA	123	74	197	1	0	1	198	358
Charlestown Golf Club	NEWC	NHDLGA	739	129	868	53	4	57	925	922
Clover Leigh Golf Club	SW	SWLGA	20	5	25	0	0	0	25	28
Club Banora (Twin Towns)	NR	WGNR	357	119	476	0	0	0	476	586
Club Taree - Golf	LNC	CNC	395	84	479	16	0	16	495	616
Cobar Bowling and Golf Club	WEST	WDLGA	124	51	175	8	1	9	184	190
Coffs Harbour Golf Club	MNC	WGCNC	800	266	1066	45	9	54	1120	1130
Coleambally Golf Club	WR	RLGA	15	22	37	6	0	6	43	63
Commercial Golf Resort Albury	MUR	RLGA	325	108	433	17	1	18	451	572
Condobolin Sports Club	LV	WDLGA	123	25	148	9	0	9	157	150
Coolah Golf Club	WEST	WDLGA	31	20	51	2	1	3	54	50
Coolamatong Country Sports Club	ACT	FSC&TGA	101	24	125	0	0	0	125	141
Coolamon Golf Club	RIV	RLGA	41	13	54	4	0	4	58	58
Coolangatta - Tweed Heads Golf Club	NR	WGNR	1420	378	1798	88	5	93	1891	1999

COUNTRY CLUBS cont.

Club Name	District (Mens)	District (Womens)	Men	Women	Total Adults	Boys	Girls	Total Juniors	TOTAL 2011-12	TOTAL 2010-11
Cooma Golf Club	ACT	FSC&TGA	213	41	254	37	2	39	293	269
Coomba Park Golf & Country Club	LNC	WGCNC	21	2	23	0	0	0	23	25
Coonabarabran Golf Club	NW	WDLGA	128	37	165	9	3	12	177	155
Coonamble Golf Club	WEST	WDLGA	68	39	107	4	0	4	111	110
Cootamundra Country Club	SW	SWLGA	182	48	230	13	0	13	243	300
Coraki Golf Club	NR	WGNR	208	45	253	9	1	10	263	276
Corowa Golf Club	MUR	RLGA	471	166	637	29	11	40	677	741
Corryong Golf Club	MUR	FSC&TGA	26	5	31	0	0	0	31	32
Cowra Golf Club	CW	WDLGA	222	53	275	60	8	68	343	57
Crescent Head Country Club	MNC	WGCNC	166	59	225	1	0	1	226	237
Crookwell Golf Club	ACT	CSGA	99	11	110	5	0	5	115	117
Culcairn Golf Club	MUR	RLGA	28	4	32	4	0	4	36	37
Cumnock Golf Club	CW	WDLGA	30	15	45	0	2	2	47	50
Cypress Lakes Golf & Country Club	HR	NHDLGA	206	46	252	0	0	0	252	245
Darling River Golf Club	WEST	WDLGA	30	18	48	3	0	3	51	27
Deepwater Golf Club	NE	NEDGA	17	4	21	0	0	0	21	16
Delegate Country Club	ACT	FSC&TGA	21	4	25	0	0	0	25	21
Delungra Golf Club	NE	NEDGA	24	4	28	0	0	0	28	21
Deniliquin Golf Club	WR	RLGA	349	172	521	51	2	53	574	574
Denman Golf Club	HR	NHDLGA	51	21	72	1	0	1	73	82
Dorrigo Memorial RSL Golf Club	MNC	WGCNC	40	6	46	1	1	2	48	52
Dubbo Golf Club	WEST	WDLGA	573	158	731	44	1	45	776	679
Dunedoo Golf Club	WEST	WDLGA	37	7	44	1	0	1	45	40
Dungog & District Golf Club	HR	NHDLGA	118	19	137	9	0	9	146	143
Duntryleague Golf Club	CW	WDLGA	467	160	627	25	5	30	657	686
East's Leisure & Golf (Maitland GC)	HR	NHDLGA	651	113	764	18	0	18	782	914
Eden Country Golf Club	FSC	FSC&TGA	172	79	251	36	18	54	305	355
Emmaville Golf Club	NE	NEDGA	9	21	30	5	0	5	35	29
Everglades Country Club	CC	CCWGA	962	234	1196	21	2	23	1219	1534
Fairbairn Golf Club	ACT	CSGA	229	30	259	41	10	51	310	292

COUNTRY CLUBS cont.

Club Name	District (Mens)	District (Womens)	Men	Women	Total Adults	Boys	Girls	Total Juniors	TOTAL 2011-12	TOTAL 2010-11
Federal Golf Club	ACT	CSGA	979	247	1226	73	11	84	1310	1302
Finley Golf Club	WR	RLGA	129	58	187	10	0	10	197	226
Forbes Golfers Association	LV	WDLGA	182	85	267	29	0	29	296	255
Forster-Tuncurry Golf Club	LNC	WGCNC	829	266	1095	10	1	11	1106	1316
Frederickton Golf Club	MNC	WGCNC	211	38	249	11	0	11	260	242
Ganmain Golf Club	RIV	RLGA	3	9	12	0	0	0	12	14
Gerringong Golf Club	ILL	WGI	192	48	240	2	0	2	242	261
Gibraltar Country Club	ILL	CSGA	147	38	185	11	0	11	196	259
Gilgandra Golf Club	WEST	WDLGA	57	17	74	2	0	2	76	84
Glen Innes Golf Club	NE	NEDGA	185	40	225	7	1	8	233	209
Gloucester Country Club	LNC	WGCNC	157	32	189	13	0	13	202	225
Gold Creek Golf Club	ACT	CSGA	433	44	477	11	1	12	489	562
Goolabri Golf Club	ACT	CSGA	50	11	61	4	1	5	66	55
Goolgowi Golf Club	WR	RLGA	10	12	22	1	0	1	23	31
Gosford Golf Club	CC	CCWGA	673	150	823	69	5	74	897	985
Goulburn Golf Club	ACT	CSGA	371	95	466	27	2	29	495	554
Grafton Golf Club	MNC	WGNR	413	128	541	8	0	8	549	575
Grenfell Country Club	LV	WDLGA	58	20	78	0	0	0	78	44
Griffith Golf Club	WR	RLGA	453	102	555	3	0	3	558	618
Grong Grong Golf Club	RIV		7	0	7	2	0	2	9	7
Gulgargambone Golf Club	WEST	WDLGA	22	6	28	0	0	0	28	30
Gulgong Golf Club	BM	WDLGA	66	10	76	4	1	5	81	82
Gundagai District Services Golf Club	SW	SWLGA	88	42	130	3	0	3	133	169
Gungahlin Lakes Golf Club	ACT	CSGA	611	76	687	56	8	64	751	661
Gunnedah Golf Club	CN	N&NWDLGA	261	75	336	18	6	24	360	332
Guyra Golf Club	NE	NEDGA	94	25	119	6	0	6	125	112
Harden Country Club	SW	SWLGA	62	18	80	8	0	8	88	93
Harrington Waters Golf Club	LNC	WGCNC	91	39	130	4	3	7	137	144
Hawks Nest Golf Club	NEWC	NHDLGA	630	236	866	25	5	30	896	950
Hay Golf Club	WR	RLGA	66	23	89	2	0	2	91	85
Henbury Sport & Recreation Club	BM	WDLGA	84	22	106	5	0	5	111	115

COUNTRY CLUBS cont.

Club Name	District (Mens)	District (Womens)	Men	Women	Total Adults	Boys	Girls	Total Juniors	TOTAL 2011-12	TOTAL 2010-11
Henty Golf Club	RIV	RLGA	22	18	40	1	0	1	41	42
Highlands Golf Club	ILL	CSGA	384	61	445	31	1	32	477	467
Hillston Golf Club	WR	RLGA	19	15	34	1	0	1	35	33
HMAS Creswell Golf Club	ILL	WGI	93	45	138	7	1	8	146	191
Holbrook Golf Club	MUR	RLGA	41	19	60	5	0	5	65	78
Horizons Members Golf Club	NEWC	NHDLGA	145	75	220	4	0	4	224	213
Howlong Golf Club	MUR	RLGA	1431	391	1822	30	3	33	1855	1815
Iluka Golf Club	NR	WGNR	163	67	230	5	1	6	236	283
Inverell Golf Club	NE	NEDGA	204	46	250	10	0	10	260	252
Jamberoo Golf Club	ILL	WGI	552	100	652	33	4	37	689	745
Jerilderie Golf Club	WR	RLGA	41	23	64	7	1	8	72	65
Jindabyne Golf Club	ACT	FSC&TGA	12	10	22	0	0	0	22	25
Jindera Country Golf Club	MUR	RLGA	47	16	63	0	0	0	63	57
Jugiong Golf Club	SW	SWLGA	26	6	32	4	0	4	36	11
Junee Golf Club	RIV	SWLGA	49	20	69	0	0	0	69	80
Kangaroo Valley Golf Club	ILL	CSGA	71	40	111	0	0	0	111	80
Kapooka Golf Club	RIV	RLGA	36	8	44	0	0	0	44	37
Karuah Golf Club	NEWC	NHDLGA	105	12	117	3	0	3	120	134
Katoomba Golf Club	BM	BMDLGA	119	28	147	21	2	23	170	164
Kempsey Golf Club	MNC	WGCNC	228	28	256	10	1	11	267	317
Khancoban Country Club	MUR	RLGA	32	15	47	0	0	0	47	66
Kiama Golf Club	ILL	WGI	519	103	622	43	0	43	665	665
Kooindah Waters Golf Club	CC	CCWGA	212	29	241	2	0	2	243	132
Krambach Golf Club	LNC	WGCNC	63	30	93	3	0	3	96	99
Kurrajong Hills Golf Club	BM	Metro Nepean	39	0	39	0	0	0	39	43
Kurri Kurri Golf Club	HR	NHDLGA	465	50	515	49	1	50	565	566
Kyogle Golf Club	NR	WGNR	66	36	102	0	0	0	102	126
Lake Cargelligo Golf Club	LV	SWLGA	29	10	39	1	0	1	40	41
Leeton Golf Club	RIV	RLGA	161	49	210	4	0	4	214	260
Leura Golf Club	BM	BMDLGA	262	119	381	23	20	43	424	453
Lightning Ridge Golf Club	WEST	WDLGA	32	16	48	0	0	0	48	48

COUNTRY CLUBS cont.

Club Name	District (Mens)	District (Womens)	Men	Women	Total Adults	Boys	Girls	Total Juniors	TOTAL 2011-12	TOTAL 2010-11
Lismore Golf Club	NR	WGNR	362	77	439	10	0	10	449	409
Lithgow Golf Club	BM	BMDLGA	157	34	191	25	0	25	216	219
Lockhart Golf Club	RIV	RLGA	44	20	64	2	0	2	66	61
Longyard Golf Club	CN	N&NWDLGA	384	88	472	15	1	16	488	406
Lyndhurst Golf Club	CW	WDLGA	0	0	0	0	0	0	0	15
Macksville Golf Club	MNC	WGCNC	139	33	172	17	0	17	189	165
Maclean Golf Club	NR	WGNR	189	59	248	9	0	9	257	227
Magenta Shores G & C Club	CC	CCWGA	311	115	426	20	3	23	449	436
Mandeni Golf Club	FSC	FSC&TGA	22	6	28	0	0	0	28	16
Mangrove Mountain Golf Club	CC	CCWGA	227	23	250	9	0	9	259	292
Manildra Golf Club	CW	WDLGA	0	2	2	39	23	62	64	74
Manilla Golf Club	CN	N&NWDLGA	64	25	89	2	1	3	92	78
Mendooran Golf Club	WEST	WDLGA	16	3	19	1	0	1	20	20
Menindee Golf Club	LV	SWLGA	4	0	4	1	0	1	5	6
Merewether Golf Club	NEWC	NHDLGA	516	168	684	27	1	28	712	720
Merriwa Golf Club	HR	NHDLGA	15	15	30	1	0	1	31	29
Mollymook Golf Club	FSC	FSC&TGA	822	233	1055	59	7	66	1121	1170
Molong Golf Club	CW	WDLGA	15	15	30	0	0	0	30	28
Moree Golf Club	NW	N&NWDLGA	258	77	335	26	4	30	365	400
Morisset Golf Club	CC	CCWGA	491	163	654	25	4	29	683	670
Moruya Golf Club	FSC	FSC&TGA	385	126	511	10	0	10	521	535
Moss Vale Golf Club	ILL	CSGA	494	108	602	107	4	111	713	782
Mount Broughton Golf & Country Club	ILL	CSGA	134	24	158	6	0	6	164	236
Mudgee Golf Club	CW	WDLGA	300	95	395	13	1	14	409	464
Mullumbimby Golf Club	NR	WGNR	241	64	305	12	0	12	317	307
Mungindi Golf Club	NW	N&NWDLGA	10	2	12	0	0	0	12	10
Muree Golf Club	NEWC	NHDLGA	578	81	659	10	1	11	670	726
Murrumbidgee Country Club	ACT	CSGA	643	96	739	28	0	28	767	622
Murrurundi Golf Club	HR	NHDLGA	47	9	56	4	1	5	61	57
Murwillumbah Golf Club	NR	WGNR	443	137	580	32	4	36	616	608
Muswellbrook Golf Club	HR	NHDLGA	284	48	332	24	2	26	358	354

COUNTRY CLUBS cont.

Club Name	District (Mens)	District (Womens)	Men	Women	Total Adults	Boys	Girls	Total Juniors	TOTAL 2011-12	TOTAL 2010-11
Nambucca Heads Island Golf Club	MNC	WGCNC	216	72	288	3	0	3	291	355
Narooma Golf Club	FSC	FSC&TGA	433	155	588	16	1	17	605	633
Narrabri Golf Club	NW	N&NWDLGA	191	71	262	10	0	10	272	337
Narrandera Golf Club	RIV	RLGA	140	0	140	0	0	0	140	192
Narromine Golf Club	WEST	WDLGA	112	75	187	4	0	4	191	149
Nelson Bay Golf Club	NEWC	NHDLGA	764	339	1103	43	3	46	1149	1224
Newcastle Golf Club	NEWC	NHDLGA	503	109	612	18	1	19	631	731
Nimmitabel Golf Club	ACT	CSGA	5	0	5	0	0	0	5	5
Nowra Golf Club	ILL	WGI	421	121	542	18	0	18	560	598
Nundle Golf Club	CN	N&NWDLGA	34	13	47	0	0	0	47	31
Nyngan Golf Club	WEST	WDLGA	63	30	93	3	1	4	97	77
Oaklands Golf Club	WR	RLGA	21	2	23	0	0	0	23	24
Oberon Golf Club	BM	BMDLGA	83	30	113	7	1	8	121	133
Ocean Shores Country Club	NR	WGNR	546	112	658	22	0	22	680	587
Orange Ex-Services Golf Club	CW	WDLGA	335	112	447	2	2	4	451	453
Pacific Dunes Golf Club	NEWC	NHDLGA	103	39	142	1	0	1	143	83
Pambula-Merimbula Golf Club	FSC	FSC&TGA	729	340	1069	27	3	30	1099	1239
Parkes Golf Club	LV	WDLGA	160	46	206	14	0	14	220	228
Paterson Golf Club	HR	NHDLGA	131	33	164	4	2	6	170	160
Peak Hill Golf Club	LV	WDLGA	24	8	32	1	0	1	33	32
Penrose Country Golf Club	ILL	WGI	12	0	12	0	0	0	12	12
Port Kembla Golf Club	ILL	WGI	810	215	1025	48	12	60	1085	1130
Port Macquarie Golf Club	LNC	WGCNC	679	274	953	23	3	26	979	910
Portland Golf Club	BM	BMDLGA	104	11	115	17	1	18	133	118
Queanbeyan Golf Club	ACT	CSGA	581	96	677	26	4	30	707	783
Quirindi RSL Golf Club	CN	N&NWDLGA	81	29	110	1	0	1	111	160
Rand Golf Club	MUR	RLGA	4	6	10	0	0	0	10	12
Rankins Springs Golf Club	LV	RLGA	6	4	10	0	0	0	10	10
Royal Canberra Golf Club	ACT	CSGA	1214	313	1527	56	9	65	1592	1490
Royal Military College Golf Club	ACT	CSGA	382	94	476	4	0	4	480	477
Russell Vale Golf Club	ILL	WGI	556	117	673	29	10	39	712	713
Sawtell Golf Club	MNC	WGCNC	525	120	645	25	3	28	673	760

COUNTRY CLUBS cont.

Club Name	District (Mens)	District (Womens)	Men	Women	Total Adults	Boys	Girls	Total Juniors	TOTAL 2011-12	TOTAL 2010-11
Scone Golf Club	HR	NHDLGA	111	42	153	14	2	16	169	177
Shelley Beach Golf Club	CC	CCWGA	793	192	985	29	3	32	1017	1218
Shoalhaven Ex-Servicemens Golf Club	ILL	WGI	135	22	157	6	0	6	163	214
Shoalhaven Heads Golf Club	ILL	WGI	251	77	328	18	0	18	346	391
Shortland Waters Golf Club	NEWC	NHDLGA	510	99	609	13	1	14	623	698
Singleton Golf Club	HR	NHDLGA	218	41	259	20	2	22	281	258
South West Rocks Golf Club	MNC	WGCNC	497	170	667	10	0	10	677	791
Spring Hills Golf Club	CN	CCWGA	53	5	58	0	0	0	58	34
Spring Ridge Golf Club	CN	N&NWDLGA	24	12	36	0	0	0	36	34
Springwood Country Club	BM	BMDLGA	510	69	579	45	1	46	625	666
St Georges Basin Golf Club	ILL	WGI	505	108	613	53	8	61	674	741
Stonebridge Golf & Country Club	HR	NHDLGA	299	57	356	0	0	0	356	400
Stroud Golf Club	HR	NHDLGA	31	1	32	2	0	2	34	29
Sugar Valley Golf Club	NEWC	NHDLGA	93	55	148	3	0	3	151	177
Sunny Ridge Golf Club	CW	WDLGA	12	6	18	0	0	0	18	12
Sussex Inlet Golf Club	ILL	WGI	146	45	191	2	0	2	193	252
Talbingo Country Club	SW	SWLGA	43	18	61	0	0	0	61	62
Tallwoods Golf Club	LNC	WGCNC	183	96	279	3	0	3	282	342
Tamworth Golf Club	CN	N&NWDLGA	955	280	1235	60	2	62	1297	1352
Tanilba Bay Golf Club	NEWC	NHDLGA	275	42	317	8	2	10	327	405
Taralga Golf Club	ACT	CSGA	21	0	21	3	2	5	26	21
Tathra Beach Golf Club	FSC	FSC&TGA	239	92	331	7	0	7	338	338
Temora Golf Club	SW	SWLGA	95	30	125	10	1	11	136	134
Tenterfield Golf Club	NE	NEDGA	175	60	235	10	1	11	246	181
Terrigal Memorial Country Golf	CC	CCWGA	445	142	587	20	0	20	607	681
Teven Golf Club	NR	WGNR	58	30	88	1	0	1	89	77
The Grange Golf Club	ILL	WGI	652	101	753	29	5	34	787	910
The Links Shell Cove	ILL	WGI	621	29	650	26	0	26	676	622
The Palms Golf Club	NEWC	N&NWDLGA	56	9	65	0	0	0	65	77
The Rock Golf Club	RIV	RLGA	51	14	65	0	0	0	65	64
The Vintage Golf Club	HR	NHDLGA	137	52	189	5	2	7	196	223

COUNTRY CLUBS cont.

Club Name	District (Mens)	District (Womens)	Men	Women	Total Adults	Boys	Girls	Total Juniors	TOTAL 2011-12	TOTAL 2010-11
Thredbo Golf Club	ACT	FSC&TGA	39	3	42	0	0	0	42	42
Thurgoona Golf Club	MUR	RLGA	547	136	683	50	9	59	742	721
Tipperary Golf Club	SW	SWLGA	19	5	24	3	1	4	28	30
Tooleybuc Sporting Golf Club	WR	RLGA	59	14	73	5	0	5	78	73
Toronto Country Club	NEWC	NHDLGA	455	79	534	22	0	22	556	593
Tottenham Golf Club	WEST	WDLGA	37	21	58	2	1	3	61	62
Toukley Golf Club	CC	CCWGA	695	128	823	45	0	45	868	910
Trangie Golf Club	WEST	WDLGA	42	25	67	1	0	1	68	59
Trundle Golf Club	LV	WDLGA	67	15	82	5	1	6	88	68
Tully Park Early Birds Golf Club	ACT	CSGA	56	20	76	16	2	18	94	117
Tumbarumba Golf Club	MUR	SWLGA	0	9	9	0	0	0	9	50
Tumut Golf Club	SW	SWLGA	175	49	224	5	0	5	229	227
Tura Beach Country Club	FSC	FSC&TGA	285	109	394	7	0	7	401	472
Tuross Head Country Club	FSC	FSC&TGA	170	62	232	14	2	16	248	203
Uralla Golf Club	CN	FSC&TGA	90	29	119	3	0	3	122	124
Vincentia Golf Club	ILL	WGI	264	78	342	44	9	53	395	362
Wagga City Golf Club	RIV	RLGA	150	110	260	3	0	3	263	303
Wagga Wagga Country Club	RIV	RLGA	500	104	604	10	2	12	616	817
Walcha Golf Club	CN	NEDGA	67	43	110	2	0	2	112	106
Walgett District Sporting Club	WEST	WDLGA	30	0	30	1	0	1	31	58
Walwa Golf Club	MUR	FSC&TGA	30	0	30	1	0	1	31	33
Wanaaring Golf Club	WEST	WDLGA	7	3	10	1	1	2	12	11
Waratah Golf Club	NEWC	NHDLGA	685	121	806	41	4	45	851	762
Warialda Golf Club	NW	NEDGA	60	0	60	4	0	4	64	102
Warren Golf Club	WEST	WDLGA	98	42	140	9	3	12	152	80
Wauchope Golf Club	LNC	WGCNC	746	156	902	57	15	72	974	1006
Wee Waa Golf Club	NW	N&NWDLGA	36	10	46	8	2	10	56	77
Weethalle Country Club	LV	SWLGA	0	9	9	0	0	0	9	13
Welaregang Golf Club	MUR	RLGA	22	17	39	0	0	0	39	35
Wellington Golf Club	CW	WDLGA	124	38	162	9	2	11	173	193
Wentworth Falls Country Club	BM	BMDLGA	368	79	447	42	6	48	495	534
Wentworth Golf Club	CW	WDLGA	304	57	361	37	1	38	399	506

COUNTRY CLUBS cont.

Club Name	District (Mens)	District (Womens)	Men	Women	Total Adults	Boys	Girls	Total Juniors	TOTAL 2011-12	TOTAL 2010-11
Werris Creek Golf Club	CN	N&NWDLGA	45	25	70	2	1	3	73	80
West Wyalong S & C Sports Club	SW	WDLGA	76	32	108	0	0	0	108	105
Wilcannia Golf Club	LV	RLGA	7	0	7	0	0	0	7	21
Wingham Golf Club	LNC	WGCNC	273	65	338	2	1	3	341	305
Wollongong Golf Club	ILL	WGI	513	171	684	21	2	23	707	688
Woodburn - Evans Head Golf Club	NR	WGNR	219	51	270	2	0	2	272	247
Woodenbong & District Golf Club	NR	WGNR	31	11	42	13	4	17	59	10
Woolgoolga Golf Club	MNC	WGCNC	325	74	399	8	0	8	407	329
Wyong Golf Club	CC	CCWGA	727	131	858	52	6	58	916	967
Yamba Golf & Country Club	NR	NRDGA	628	197	825	38	0	38	863	818
Yass Golf Club	ACT	CSGA	236	55	291	49	1	50	341	346
Yenda Diggers Golf Club	WR	RLGA	56	10	66	4	0	4	70	45
Yeoval Golf Club	CW	WDLGA	16	5	21	1	0	1	22	25
Young Golf Club	SW	SWLGA	212	64	276	30	1	31	307	278
Yowani Country Club	ACT	CSGA	864	176	1040	27	4	31	1071	1123
TOTAL	Clubs	295	67,606	18,306	85,912	3,900	491	4,391	90,303	93,952

OFFSHORE CLUBS

Club Name	Off-Shore Region
Lord Howe Island Golf Club	Lord Howe Island
Norfolk Island Golf Club	Norfolk Island
TOTAL	2

OTHER CLUBS

Club Name	Men	Women	TOTAL 2011-12	TOTAL 2010-11
Golf Access	631	20	651	556
Golfers Club NSW/ACT	61	136	197	244
TOTAL	692	156	848	800

SUMMARY

TOTAL METROPOLITAN ZONES

Metropolitan Zones	Clubs	Men	Women	Total Adults	Boys	Girls	Total Juniors	TOTAL 2011-12	TOTAL 2010-11
Zone A	31	20,606	6,872	27,478	1,037	149	1,186	28,664	28,893
Zone B	30	17,998	4,264	22,262	705	124	829	23,091	23,217
Zone C	29	12,357	1,645	14,002	633	75	708	14,710	16,057
TOTAL Metropolitan Clubs	90	50,961	12,781	63,742	2,375	348	2,723	66,465	68,167

COUNTRY DISTRICT TOTALS (MEN'S)

Districts	Clubs	Men	Boys	TOTAL 2011-12	TOTAL 2010-11
ACT Monaro DGA	25	7,984	525	8,509	8,785
Blue Mountains DGA	11	2,021	198	2,219	2,577
Central Coast DGA	11	5,589	292	5,881	6,431
Central North DGA	12	2,083	107	2,190	2,224
Central Western DGA	15	2,499	222	2,721	2,749
Far South Coast DGA	13	4,267	224	4,491	4,917
Hunter River DGA	16	3,157	179	3,336	3,511
Illawarra DGA	23	7,989	565	8,554	9,314
Lachlan Valley DGA	14	697	61	758	679
Lower North Coast DGA	12	3,950	201	4,151	4,329
Mid North Coast DGA	15	4,092	159	4,251	4,552
Murray DGA	15	3,056	138	3,194	3,395
New England DGA	10	1,166	55	1,221	1,106
Newcastle DGA	17	6,905	290	7,195	7,910
North West DGA	8	734	61	795	998
Northern Rivers DGA	18	6,418	308	6,726	6,611
Riverina DGA	12	1,204	26	1,230	1,434
South West DGA	15	1,072	83	1,155	1,169
Western DGA	21	1,443	86	1,529	1,329
Western Riverina DGA	12	1,280	120	1,400	1,430
TOTAL 20 Men's DGAs	295	67,606	3,900	71,506	75,450

COUNTRY DISTRICT TOTALS (WOMEN'S).

Districts	Clubs	Women	Girls	TOTAL 2011-12	TOTAL 2010-11
Blue Mountains DLGA	8	445	69	514	392
Central Coast Women's GA	11	1,312	23	1,335	1,394
Central Southern GA	26	1,941	70	2,011	1,839
Far South Coast & Tablelands GA	23	1,632	44	1,676	1,586
Newcastle Hunter DLGA	33	2,618	45	2,663	2,565
New England DGA	12	353	6	359	378
North & North Western DLGA	17	780	17	797	674
Riverina LGA	36	1,686	29	1,715	1,861
South West LGA	19	376	3	379	431
Western DLGA	48	1,622	60	1,682	1,619
Women's Golf Central North Coast	25	2,143	43	2,186	2,285
Women's Golf Illawarra	17	1,441	52	1,493	1,501
Women's Golf Northern Rivers	19	1,957	30	1,987	1,997
TOTAL 13 Women's DGAs	294	18,306	491	18,797	18,522

SUMMARY

Total Clubs	Clubs	Men	Women	Adults	Boys	Girls	Juniors	TOTAL 2011-12	TOTAL 2010-11
Metropolitan	90	50,961	12,781	63,742	2,375	348	2,723	66,465	68,167
Country	295	67,606	18,306	85,912	3,900	491	4,391	90,303	93,972
Offshore	2								
Other	2	692	156	848				848	800
TOTAL	389	119,259	31,243	150,502	6,275	839	7,114	157,616	162,939

Figure 1 Total Country & Metropolitan Players

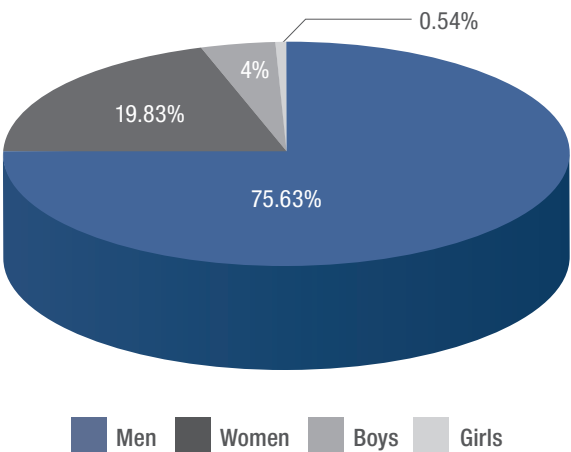


Figure 2 Registered Players (Country v Metropolitan)

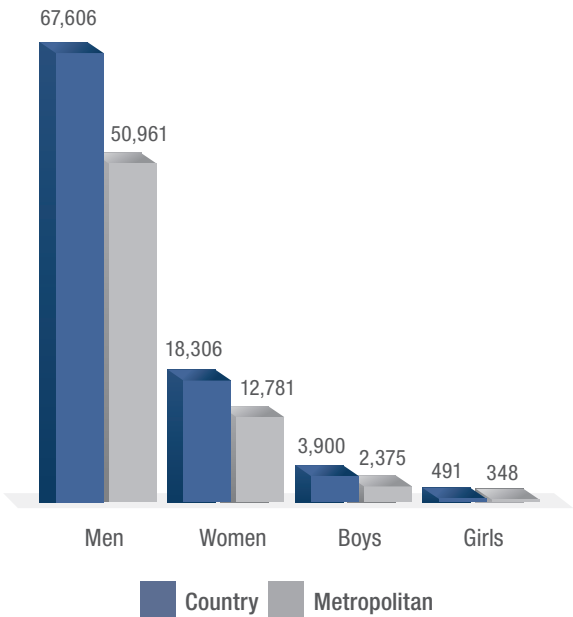


Figure 3 Registered Players in Country Districts

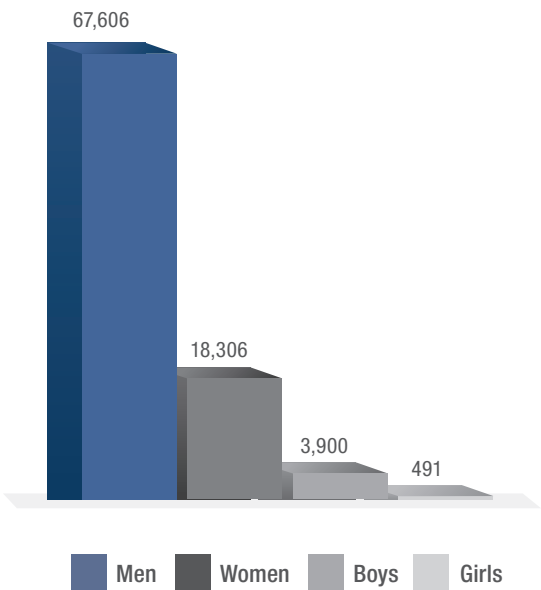
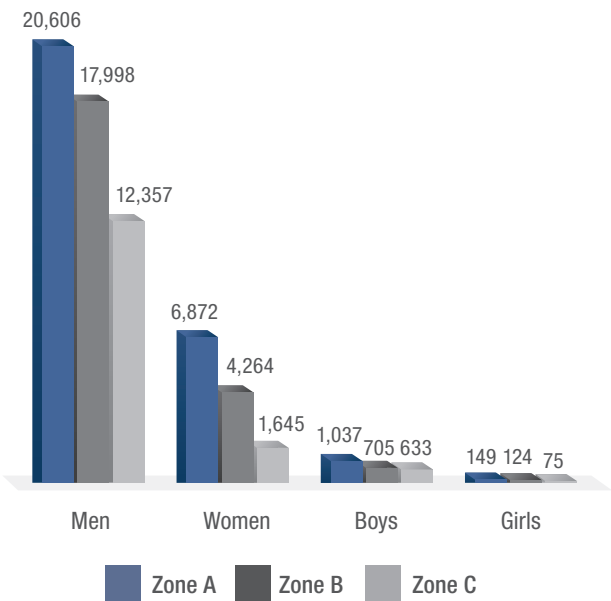


Figure 4 Registered Players in Metropolitan Zones





In Australia, sport has a positive influence that enriches the lives of everyone involved in it. Sport plays a major role in shaping the Australian identity and culture and therefore we must ensure that it is based on ethical principles.

The Essence of Australian Sport defines the core principles of sport in Australia. By applying these principles to all roles and decisions relating to sport, the values and benefits which sport has to offer can be realised.

the essence of australian sport

what we stand for

sport at all levels in Australia upholds the principles of

fairness

Operating within the spirit of the rules, never taking an unfair advantage and making informed and honourable decisions at all times.

respect

Recognising the contribution which people make to sport, treating them with dignity and consideration, as well as caring for the property and equipment they use.

responsibility

Taking responsibility for one's actions and being a positive role model at all times.

safety

Encouraging healthy and safe procedures, preventing and reporting dangerous behaviour, while demonstrating concern for others.

By applying these principles, sport helps to develop the virtues and personal characteristics of:

Compassion, Determination, Integrity, Loyalty, Trust

In addition, sport helps to achieve the following outcomes:

Achievement, Enjoyment, Friendship, Inclusiveness, Opportunity, Teamwork, Wellbeing

**All Australians involved or interested in sport should embrace these principles and instil these values.
This is The Essence of Australian Sport – this is what we stand for.**



Australian Government
Australian Sports Commission

Developed by the Australian Sports Commission
in consultation with the sport industry

SPONSORS

Golf NSW thanks our Partners

MAJOR SUPPORTING PARTNERS



EVENT & BUSINESS PARTNERS



18 HOLE CLUB PARTNERS



Supported by the





1a Duncan Street
PO Box 195 Arncliffe NSW 2205
P: 02 9505 9105 F: 02 9505 9199
www.golfnsw.org