



**MaroochyRiver**  
GOLF CLUB

# Yardage Book

# Hole 1

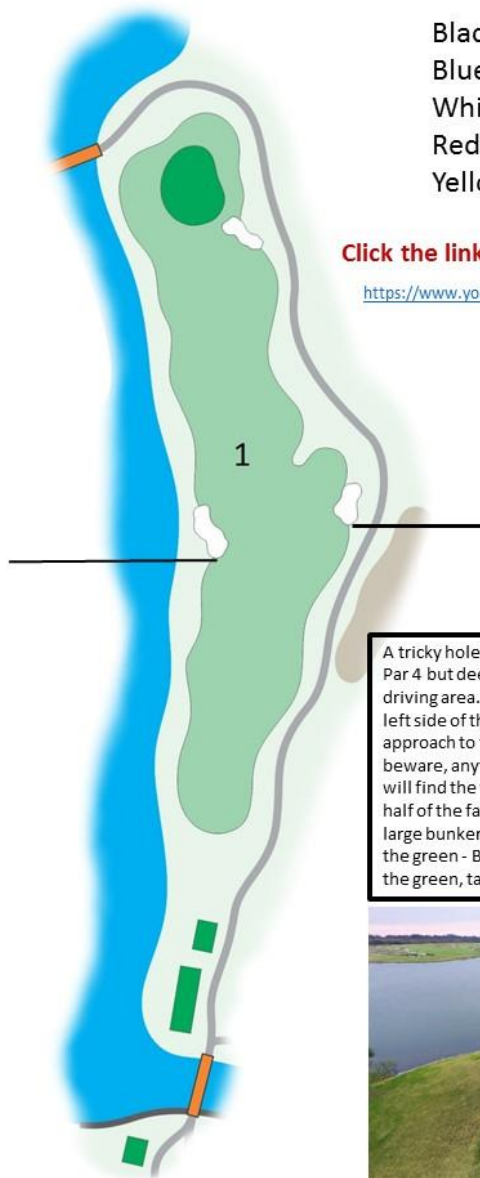
Black	Par 4	379m
Blue	Par 4	326m
White	Par 4	316m
Red	Par 4	316m
Yellow	Par 4	295m

**Click the link below for hole flyover**

<https://www.youtube.com/watch?v=EtW71K7GF2w>

●	230
●	177
○	167
●	167
●	146

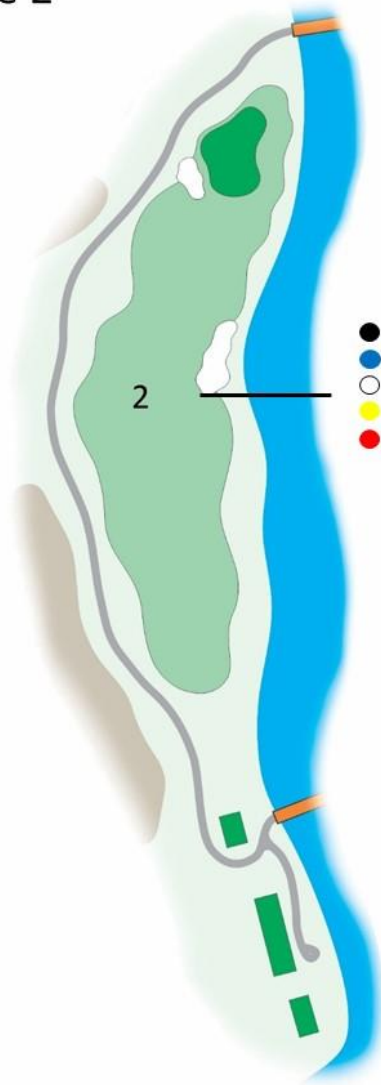
●	254
●	201
○	191
●	191
●	170



A tricky hole to start with, not overly long Par 4 but deep bunkers left & right guard the driving area. The drive needs to be on the left side of the fairway to have a good approach to the green, but long hitters beware, anything more than a gentle draw will find the water left. Anything in the right half of the fairway gives a tough shot in, a large bunker guards the right hand side of the green - Best Bet, aim for the middle of the green, take a 4 and go to the next.



## Hole 2



Black	Par 4	346m
Blue	Par 4	321m
White	Par 4	305m
Red	Par 4	270m
Yellow	Par 4	270m

**Click the link below for hole flyover**

<https://www.youtube.com/watch?v=k8hkSs9uLN5>

●	240
●	215
○	199
●	164
●	164

Straight forward hole, best play is to lay up short of the bunker, this will leave a shot of around 100m to the green. Plenty room left of the bunker but anything left half of the fairway past the bunker will leave a tricky shot over the greenside bunker to a narrow green. Green slopes back to front, anything past the flag will leave a speedy downhill putt.



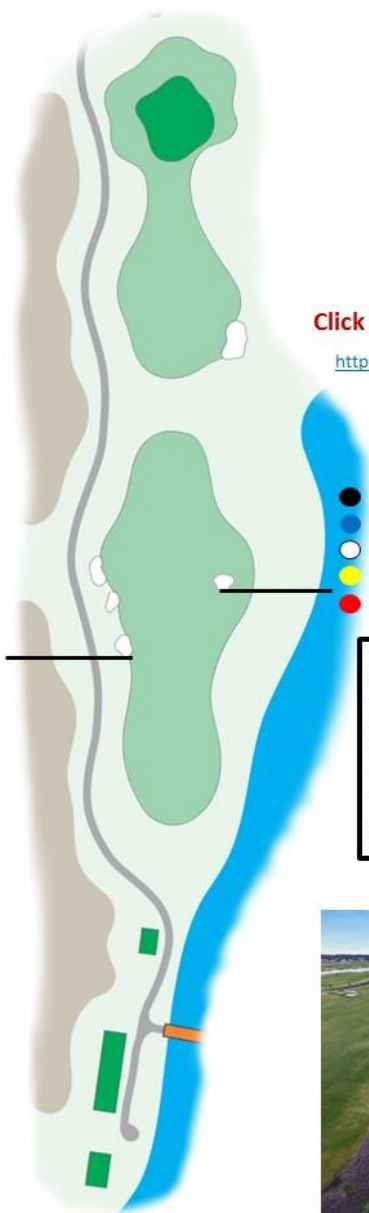
## Hole 3

Black	Par 4	410m
Blue	Par 4	379m
White	Par 4	361m
Red	Par 4	318m
Yellow	Par 4	318m

**Click the link below for hole flyover**

<https://www.youtube.com/watch?v=ObrLkSun-a8>

- 218
- 187
- 169
- 126
- 126



- 252
- 221
- 203
- 160
- 160

Good long par 4, bunkers guard both sides of the fairway so you need to hit it straight, the fairway is divided by a stretch of rough starting around 130m from the green, so you need to lay up short of that to get a good lie for your approach shot. Medium sized, raised green with a large hollow in the front left, steep drop-offs on the sides and back, par is a good score on this one.



## Hole 4

Black	Par 3	130m
Blue	Par 3	120m
White	Par 3	114m
Red	Par 3	114m
Yellow	Par 3	101m

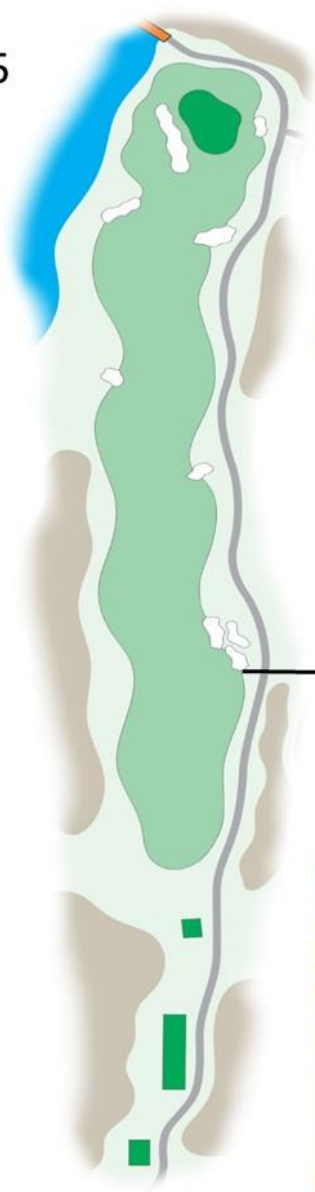
**Click the link below for hole flyover**

<https://www.youtube.com/watch?v=RBhjyef5gDE>

Nice little par 3, normally plays into the wind, club selection is vital on this hole, anything short will nearly always find one of the front bunkers, anything left or long will more often than not end up in bogey.



## Hole 5



Black	Par 5	540m
Blue	Par 5	500m
White	Par 5	475m
Red	Par 5	475m
Yellow	Par 5	421m

**Click the link below for hole flyover**

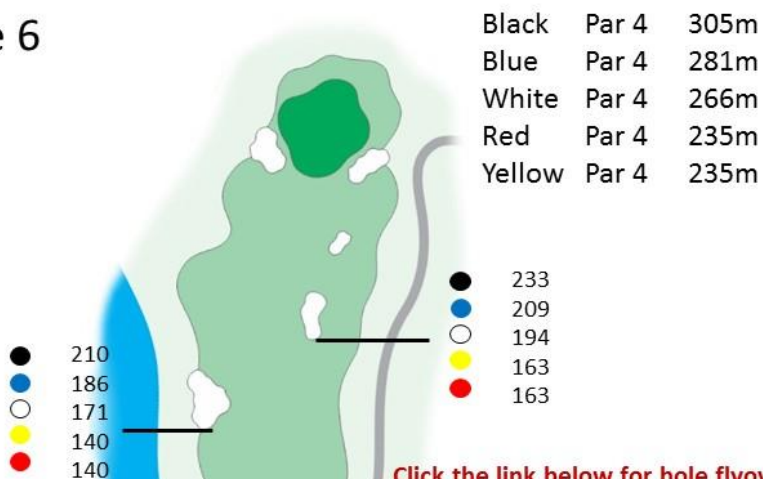
<https://www.youtube.com/watch?v=eIS7AkNvzD8>

Good par 5 which can often play downwind, this is great course design from Graham Marsh, from the tee it is very intimidating as all you can see are bunkers, but once on the hole, you realise it is nowhere near as bad as first thought. generous landing area for your tee shot but beware the trio of bunkers on the right. A good drive will leave you within reach of the green but the second shot must be accurate, narrow raised green is difficult to find with two deep bunkers either side.

- 255
- 215
- 190
- 190
- 136



# Hole 6



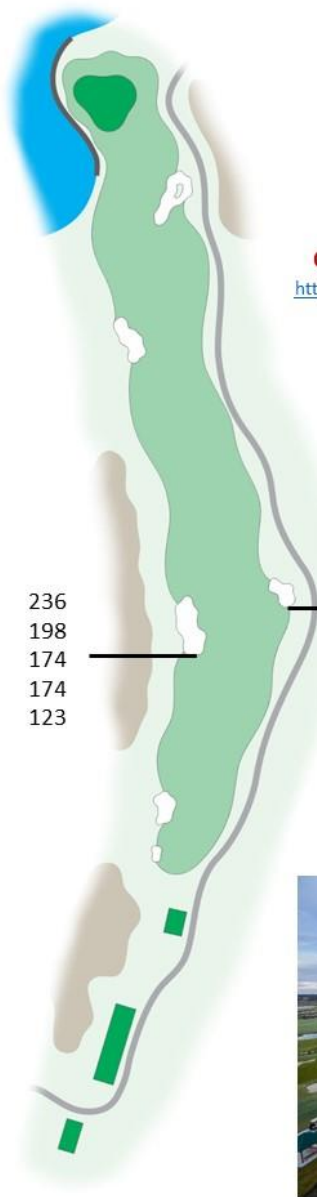
**Click the link below for hole flyover**

<https://www.youtube.com/watch?v=tfvD-gPvtDg>

Short par 4, great chance of birdie on this one, long iron or rescue off the tee shot of the fairway trap will leave a short shot in, longer hitters will be able to get on or very close to the green, two bunkers guard the green but they are not too deep and allow for a good chance to get up and down. Two tiered green with some subtle breaks can lead to an easy 3 putt.



# Hole 7



Black	Par 5	515m
Blue	Par 5	477m
White	Par 5	453m
Red	Par 5	453m
Yellow	Par 5	402m

**Click the link below for hole flyover**

<https://www.youtube.com/watch?v=rMHmJn9XtQY>

Great par 5 which, for the brave hearted, can be reached in two. The drive needs to be straight to avoid the cross bunkers. The second shot can be laid up short of the bunker 80m from the green or a good smack can get there but beware the water and rock wall on the left. One of the lowest green on the course so any shot missing the green to the right or behind, is usually an easy up and down.

●	236
●	198
○	174
●	174
●	123

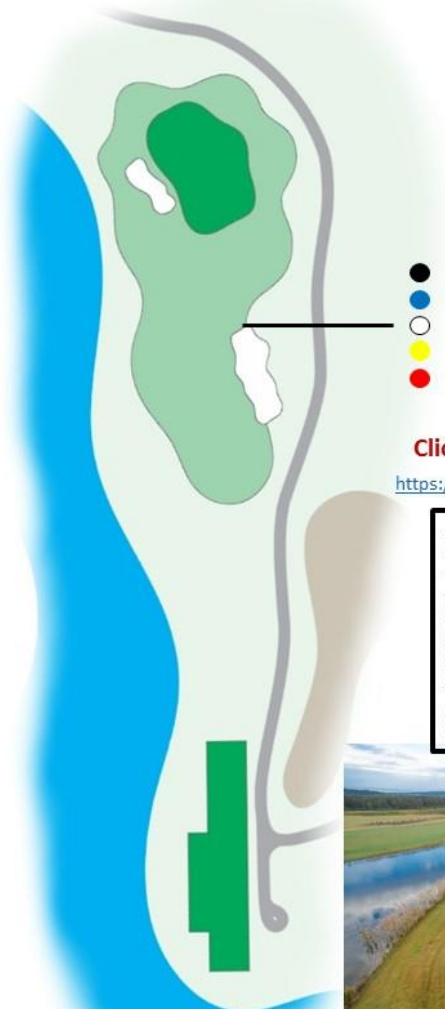
●	270
●	232
○	208
●	208
●	157





## Hole 8

Black	Par 3	200m
Blue	Par 3	186m
White	Par 3	176m
Red	Par 3	156m
Yellow	Par 3	156m



- 160
- 146
- 136
- 116
- 116

**Click the link below for hole flyover**

<https://www.youtube.com/watch?v=W4Slz7Ownc>

Another nice piece of design work, depending on the wind, this hole can play anywhere from a 7 iron to a 3 wood. From the tee the bunkers on the right hand side look like they are greenside but are actually 20 meters short of the green, the tee shot needs to start at the trap with a little draw to find the green, anything short left will either find the bunker or the water, best to hit one more club on this hole.



## Hole 9



Black	Par 4	380m
Blue	Par 4	349m
White	Par 4	335m
Red	Par 4	282m
Yellow	Par 4	282m

- 251
- 220
- 206
- 153
- 153

**Click the link below for hole flyover**

<https://www.youtube.com/watch?v=YqIux-4BLV8>

Strong hole to finish the front nine, water left and bunkers right guard the fairway, big wide, narrow green makes it difficult to get close. Front bunker guards the green, don't go for the flag if it is behind the bunker, play to the side and take the par.

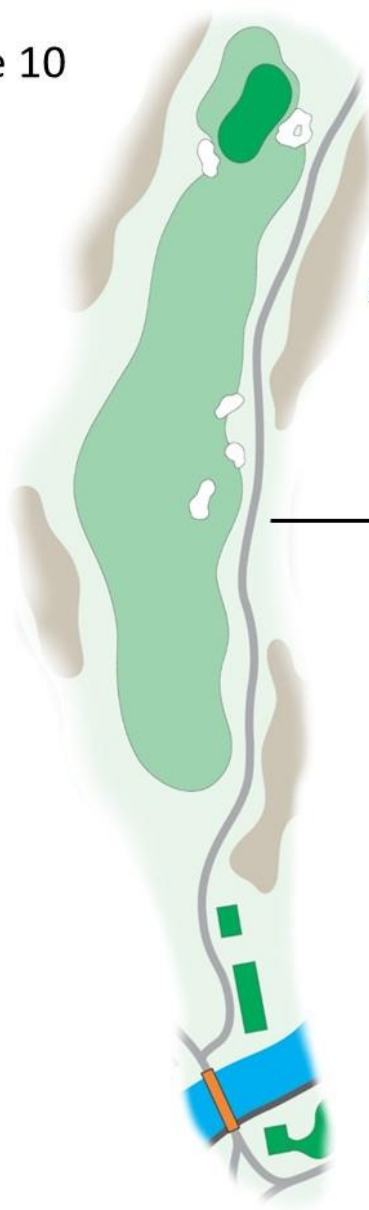


## Hole 10

Black	Par 4	390m
Blue	Par 4	341m
White	Par 4	338m
Red	Par 4	304m
Yellow	Par 4	304m

**Click the link below for hole flyover**

<https://www.youtube.com/watch?v=116vk9e3Qt4>



●	231
●	182
○	179
●	145
●	145

Strong par 4, the tee shot needs to avoid the bunkers on the right, a good tee shot will require a medium to short iron in to a long narrow green, bunkers short left and a large trap on the right of the green will catch an off line approach shot. Anything long left will leave a difficult up and down, green slopes from back to front so anything past the pin, will leave a quick downhill putt.



## Hole 11

Black	Par 5	508m
Blue	Par 5	469m
White	Par 5	447m
Red	Par 5	447m
Yellow	Par 5	407m

**Click the link below for hole flyover**

<https://www.youtube.com/watch?v=t46f-0XTg9w>

- 254
- 215
- 193
- 193
- 153

- 232
- 193
- 171
- 171
- 131

Short par 5, the drive needs to avoid the left hand fairway traps, a good drive over the bunker down the middle will leave a long iron or rescue to the green. The green is raised with steep slopes off the the left and behind as well as bunkers left and right guarding the green. If you are laying up, best to lay up on the right hand side of the fairway, this will leave an easier approach shot in.



## Hole 12

Black	Par 3	136m
Blue	Par 3	127m
White	Par 3	120m
Red	Par 3	106m
Yellow	Par 3	106m

**Click the link below for hole flyover**

[https://www.youtube.com/watch?v=JvNNcy4IU\\_E](https://www.youtube.com/watch?v=JvNNcy4IU_E)

Nice par 3 long green is surrounded with bunkers, the trick here is club selection, if the flag is front and you get to sneaky and come up short, chances are, you will run back down the slope into the water. The green is 35 metres long, so add one more club for a short pin and take the par.



## Hole 13

Black	Par 4	403m
Blue	Par 4	374m
White	Par 4	355m
Red	Par 4	315m
Yellow	Par 4	315m

**Click the link below for hole flyover**

<https://www.youtube.com/watch?v=DfOnStoQHH0>

●	215
●	186
○	167
●	127
●	127

Good par 4 with water all the way down the left. Good positioned fairway bunker on the right needs to be avoided to have a chance of reaching the green in two. Relatively flat green with some subtle breaks, par is a good score here. Looks straight forward from the tee, but a loss of concentration here can lead to a double or worse.



## Hole 14

Black	Par 4	412m
Blue	Par 4	382m
White	Par 4	363m
Red	Par 4	363m
Yellow	Par 4	321m

**Click the link below for hole flyover**

[https://www.youtube.com/watch?v=xP77\\_eban1k](https://www.youtube.com/watch?v=xP77_eban1k)

Another strong par 4. No fairway bunkers but water running the whole length of the fairway left. The tee shot needs to be right to left, otherwise you can run out of fairway and end up in the hazard. A well bunkered green leave a difficult second shot into a small green, anything left of the green will leave you well below the putting surface with a difficult up and down.



# Hole 15

- 256
- 232
- 221
- 221
- 191
  
- 238
- 214
- 203
- 203
- 173

- Black Par 4 292m
- Blue Par 4 268m
- White Par 4 257m
- Red Par 4 257m
- Yellow Par 4 227m

- 243
- 219
- 208
- 208
- 178

- 205
- 181
- 170
- 170
- 140

Drivable par 4, small pot bunker in front of green can catch the drives but not a difficult bunker shot to get up and down. Green is banana shaped which can lead to some fun if you leave your drive or approach shot on the wrong side of the flag. Great short hole but can jump up and bite you if you are not careful.

**Click the link below for hole flyover**

<https://www.youtube.com/watch?v=X00-qVmW3gl>





## Hole 16

Black	Par 3	182m
Blue	Par 3	169m
White	Par 3	160m
Red	Par 3	144m
Yellow	Par 3	144m

**Click the link below for hole flyover**

[https://www.youtube.com/watch?v=Q\\_sk3kOmtWk](https://www.youtube.com/watch?v=Q_sk3kOmtWk)

Tough par 3, front half of the green very well guarded by bunkers, raised green which run across the fairway leaves a narrow landing area, anything long will leave a difficult chip, if you are going to miss this green better to be short on line, give you the easiest chance of par.



# Hole 17

Black	Par 5	514m
Blue	Par 5	475m
White	Par 5	452m
Red	Par 5	452m
Yellow	Par 5	401m

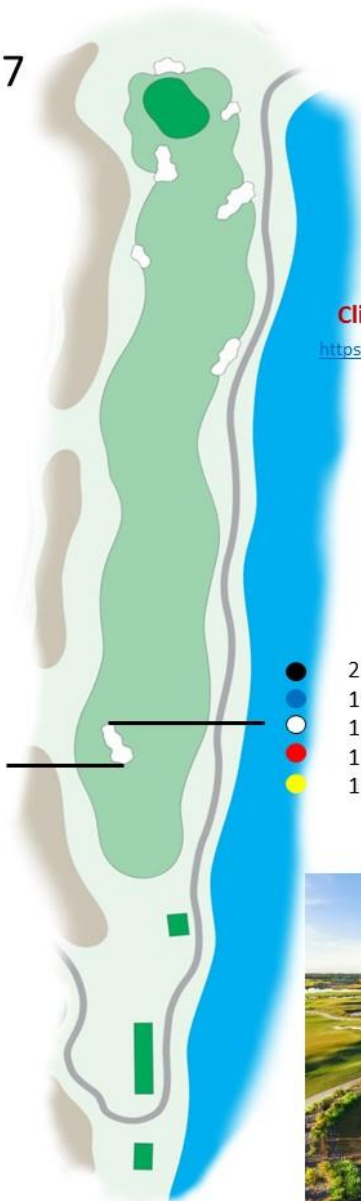
**Click the link below for hole flyover**

<https://www.youtube.com/watch?v=ZYMa6YQGK9A>


Par 5 which can play difficult if the wind is blowing left to right, water runs the whole length of the right hand side. One fairway bunker in play for the tee shot, avoid this, and you are left with a long shot to reach a well bunkered green, best bet is to lay up between the two fairway bunkers on the right, this will leave you with a short iron into a two tiered green.

- 193
- 154
- 131
- 131
- 80

- 233
- 194
- 171
- 171
- 120



## Hole 18




Black	Par 4	399m
Blue	Par 4	374m
White	Par 4	355m
Red	Par 4	305m
Yellow	Par 4	305m

**Click the link below for hole flyover**

<https://www.youtube.com/watch?v=vcOXV67EZpo>

Great finishing hole. Water all the way down the left, wide fairway and not a bunker in sight, but if you want to reach the green in two you better make sure you get it a long way down the fairway. A 20 metre wide creek runs across the fairway in front of the green. If in doubt, lay up. Rated the number one hole on the course, the green is 1130sq mtrs, if in doubt with the approach, take an extra club and make sure you get over the water.





The team at Graham Marsh Golf Course Design are justifiably proud of their newest creation. Boasting a Driving Range, and an 18 hole Championship Course, we consider this latest addition to the Sunshine Coast golfing scene truly spectacular.

The course perfectly blends risks and rewards for individual players' abilities and ambitions. Each hole will reward safe play when approaching greens but also tempt the adventurous to squeeze a few more yards to avoid the carefully placed bunkers and save a shot.

The waterways and feature walls snaking through much of the course and the undulating terrain make for a stunning visual feast while clusters of bunkers and bunker islands break up the fairways. In the distance, the distinctive landmark of Mount Colum dominates the skyline, keeping an imposing eye on the play.

There is a spontaneous energy and dynamism about the course that should be experienced firsthand.

#### Course Info

<b>Length</b>		
Black Tees	6441m	
Blue Tees	5918m	
White Tees	5648m	
Yellow Tees	5512m	
Red Tees	5010m	
<b>Course Rating</b>	<b>Scratch</b>	<b>Slope</b>
Black (Men)	74	115
Blue (Men)	72	124
White (Men)	71	120
White (Ladies)	78	131
Yellow (Men)	69	114
Yellow (Ladies)	74	127
Red (Ladies)	72	121

#### Hole by Hole Video Flyover

Hole 1	<a href="https://www.youtube.com/watch?v=9t073173H2w">https://www.youtube.com/watch?v=9t073173H2w</a>
Hole 2	<a href="https://www.youtube.com/watch?v=K618d8u3u34">https://www.youtube.com/watch?v=K618d8u3u34</a>
Hole 3	<a href="https://www.youtube.com/watch?v=5C81u3u3u34">https://www.youtube.com/watch?v=5C81u3u3u34</a>
Hole 4	<a href="https://www.youtube.com/watch?v=475y7g281">https://www.youtube.com/watch?v=475y7g281</a>
Hole 5	<a href="https://www.youtube.com/watch?v=63744N1u3u34">https://www.youtube.com/watch?v=63744N1u3u34</a>
Hole 6	<a href="https://www.youtube.com/watch?v=475y7g281">https://www.youtube.com/watch?v=475y7g281</a>
Hole 7	<a href="https://www.youtube.com/watch?v=475y7g281">https://www.youtube.com/watch?v=475y7g281</a>
Hole 8	<a href="https://www.youtube.com/watch?v=475y7g281">https://www.youtube.com/watch?v=475y7g281</a>
Hole 9	<a href="https://www.youtube.com/watch?v=475y7g281">https://www.youtube.com/watch?v=475y7g281</a>
Hole 10	<a href="https://www.youtube.com/watch?v=475y7g281">https://www.youtube.com/watch?v=475y7g281</a>
Hole 11	<a href="https://www.youtube.com/watch?v=475y7g281">https://www.youtube.com/watch?v=475y7g281</a>
Hole 12	<a href="https://www.youtube.com/watch?v=475y7g281">https://www.youtube.com/watch?v=475y7g281</a>
Hole 13	<a href="https://www.youtube.com/watch?v=475y7g281">https://www.youtube.com/watch?v=475y7g281</a>
Hole 14	<a href="https://www.youtube.com/watch?v=475y7g281">https://www.youtube.com/watch?v=475y7g281</a>
Hole 15	<a href="https://www.youtube.com/watch?v=475y7g281">https://www.youtube.com/watch?v=475y7g281</a>
Hole 16	<a href="https://www.youtube.com/watch?v=475y7g281">https://www.youtube.com/watch?v=475y7g281</a>
Hole 17	<a href="https://www.youtube.com/watch?v=475y7g281">https://www.youtube.com/watch?v=475y7g281</a>
Hole 18	<a href="https://www.youtube.com/watch?v=475y7g281">https://www.youtube.com/watch?v=475y7g281</a>
Full Course Flyover	<a href="https://www.youtube.com/watch?v=475y7g281">https://www.youtube.com/watch?v=475y7g281</a>

Maroochy River Golf Club						
Hole	Par	Black	Blue	White	Red	Yellow
1	4	379	326	316	316	295
2	4	346	321	305	270	270
3	4	410	379	361	318	318
4	3	130	120	114	114	101
5	5	540	500	475	475	421
6	4	305	281	266	235	235
7	5	515	477	453	453	402
8	3	200	186	176	156	156
9	4	380	349	335	282	282
Front	36	3205	2939	2801	2619	2480
10	4	390	341	338	304	304
11	5	508	469	447	447	407
12	3	136	127	120	106	106
13	4	403	374	355	315	315
14	4	412	382	363	363	321
15	4	292	268	257	257	227
16	3	182	169	160	144	144
17	5	514	475	452	452	401
18	4	399	374	355	305	305
In	36	3236	2979	2847	2693	2530
Out	36	3205	2939	2801	2619	2480
Total	72	6441	5918	5648	5312	5010